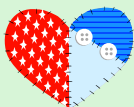


Inside this Issue

March Speaker 1
 April Class and Registration 1
 President's Message 2
 Happy 33rd Birthday LQG 2
 Hearts and Hands Afternoon
 Workshop 2
 Piecemakers 2
 Evening Stars evening workshop 2
 Next Newsletter Deadline 2 and 8
 Spring Bus Trip 3
 Wallhangings for new homeowners... 3
 Quilters' Day Out 3
 Quilt Show donation form 3
 February 2006 Minutes 4 and 5
 Treasurer's Report 5
 Request for Iraqi Veterans 5
 Advertisements 5 and 8
 Bloomin' Quilts show news 6
 Patchwork Lives 6
 Five inch block exchange 7
 Keep your email address current 7
 Friendship Block 7
 The Astrology of Quilters 7
 Officer listing 8



Lincoln Quilters Guild
Quilting since 1973

Meeting the *second Monday*
 of each month

September through May
(except December)

Gathering at 6:30 p.m.
Program & Meeting
at 7:00 p.m.

College View Seventh-Day
 Adventist Church
 4015 South 49th Street
 Lincoln, Nebraska

On the Internet at
www.lincolnquiltersguild.org



Becky Goldsmith - Guest Speaker

How did I get from here to there?

Monday, March 13, 2006 7:00 pm

Becky Goldsmith is from Sherman, Texas and will show quilts from her very humble beginnings as a quilt maker through her most current work, giving tips along the way.

Becky completed her interior design degree at the University of Oklahoma, where she met her husband, Steve. She met Linda Jenkins, her design partner in *Piece O' Cake Designs* shortly after she started quilting. They started the *Piece O' Cake* business in 1994. They also design fabric and will have a new collection named Serendipity coming out this spring.

Piece O' Cake has published many books, blocks of the month and patterns. You can see where they live and work in the February issue of *American Patchwork and Quilting*. Becky's quilt, *Everyday Best*, was in the 2004 International Quilt Festival and the cover of *Quilters Newsletter* magazine.

April Class - Machine Trapunto
Tuesday April 11, 2006 • 9:00-11:30 am

Lynn Witzenburg of Des Moines, Iowa, will teach you to know what it takes to make wonderful dimensional quilting designs, also referred to as stuffed work. This 2.5 hour class is best for those who have confidence in their free-motion quilting skills. Lynn's original quilt designs have been published by *Leisure Arts* and *Oxmoor House*. Check out Lynn's website at www.lynnwitzenburg.com

Tuesday, April 11, 2006 Class Registration

Who/What: Lynn Witzenburg teaching
 "Machine Trapunto"

Date/Time/Cost: **Tuesday, April 11, 2006**
9:00 to 11:30 am
 \$30/per person

Location: Sheridan Lutheran Church 70th and Old Cheney • Room 113

Your Name: _____

Your Address: _____

Your Phone #: Daytime _____ Night _____

Email _____

Send check payable to LQG plus a business sized self addressed stamped envelope to
 Linda Gapp • 7501 S 70th Street • Lincoln NE 68516 • 421-7502 • tgapp@neb.rr.com

OFFICIAL PUBLICATION
OF THE
LINCOLN QUILTERS GUILD
LINCOLN, NEBRASKA

Published nine months of the year:
Summer, September, October,
November, January, February, March,
April, and May.

Editor and Layout:

Lin Gowin-O'Brien

Circulation: Carol Curtis

The deadline to submit articles and
ads for inclusion in the *Plain Print* is
the Wednesday following the Guild
meeting.

Next newsletter deadline:

March 15

ADVERTISING

Business Ad Rates:

A 3 1/2 " x 2" sized ad is \$20 for the
first month and \$15 per month for
subsequent months.

A 3 1/2 " x 4" sized ad is \$35 for the
first month and \$30 per month for
subsequent months.

Ads must be camera-ready.

Classified Ad Rates:

Any individual may place a classified
quilt-related ad in the *"Quilters'
Exchange"* at a cost of \$5.00 for 30
words. Send exact text for ads.
Send articles and ads with payment
(payable to "Lincoln Quilters Guild")
to:

Lin Gowin-O'Brien
642 S. 28th Street
Lincoln, NE 68510
Telephone: (402) 477-6545
Email: Linobrien@netscape.net

President's Message

This month our speaker, Becky Goldsmith will tell us "how she got here from there." Her theme has had me thinking not only about how I got here, but also about what direction I want to take my quilting in the future. I would like to do my own design work, and I am taking steps to reach this goal.



Where are you going with your quilting? And what are you doing to reach your goals? Here are some ideas that may help you get where you want to be. Take an art class – design, drawing, color or art appreciation will help you see what makes art, art and you can apply what you learn to your quilting. Try working in a series – start with one idea and let it develop – you may be surprised and pleased at where it takes you. Look around for inspiration – nature, architecture, greeting cards and even magazine ads can all be a source of inspiration. Most important, enjoy the process – don't just focus on the end result.

March is also the 33rd anniversary of the founding of LQG and at our meeting we will celebrate the guild's birthday. Join in the celebration – show us how you got here, from there, by bringing your first quilt (or one of your first), and a recent quilt. And where is our guild going? How will you help the guild on it's path? One way you can help is to bring a donation of children's fabric for the cuddle quilt project. Or how about making a small quilt for the auction at our show? And do enter a quilt or two (or three) for the show. You'll be helping our guild to go places.

Linda Loker

LQG President 2005-2006

Happy 33rd Birthday LQG



You're Invited: To a Special Show and Tell


When: March, after the business meeting

Theme: "How Did I Get from Here to There" which is also the topic of Becky Goldsmiths program

What To Bring: One of your first and last quilts to show other members where you started in your quilting adventures. Even if you didn't sign up you can still participate. Just bring your quilts and join in the fun.

What Else To Bring: Your present of fabric to our cuddle quilt stash. Bring a nice selection of child-type fabric such as a bright or pastel, children's novelty print, etc.

Tanna Kinnaman
tannaK@neb.rr.com



Hearts and Hands

Afternoon Workshop

Come join us at our Afternoon Workshop that meets monthly (except in December). Bring a project to work on or just come and visit. We have "Show and Tell", question time, work on Cuddle Quilts and more.


**Christ Lutheran Church
Fellowship Hall
4325 Sumner Street
1:30 pm**

4th Monday of the Month

For more information call: Judy Edwards
489-7395 or Arlene Lynn 466-5148.

Piecemakers

A newer small group
that meets monthly. All
levels of quilters are
welcomed.



Third Thursday of the month
at 1:00 in the afternoon

Rickrack Fabric Shop
14th and Pine Lake Road

Call *Willa Smith* for further information
at 420-2422. Please leave a message
and I will return your call. Or you can
email me at rswd660@inebraska.com

Evening Stars



**Evening
Workshop —**

Meets the 4th Monday of each month,
at 6:30 pm at the Gere Public Library
45th and Normal Blvd. Because of
library policy, no food is allowed.

During June, July and August this
group also meets on the 2nd Monday
at the same time and location.

For more information, contact Dana
Atteberry at 474-1150.

Spring Bus Trip



(At the LQG meeting on February 13, it was announced that 20 seats have been sold and there are only 24 left. Once the bus is full, a waiting list will be available in case there are some cancellations. Don't Dally!)

The bus trip will roll out of town early in the morning on **April 22, 2006**. We head east to West Des Moines and Ames, Iowa. There are two real cute quilt stores in West Des Moines along with a great assortment of art, antique and miscellaneous shops – not to mention *great* eateries. It is similar to the atmosphere of the Haymarket but much more level!

The "Quilting Connection" in Ames is set in a "small downtown business district" which offers lots of interesting businesses in a relatively small area. And there are eateries.

The timeline will be ironed out in the near future but the usual timeframe "5 a.m. -ish to 10p.m. -ish." The registration fee is \$50.00 and will include breakfast items and snacks and extras on the bus. (With all the references to food, guess what our New Year's Resolutions include?!?)

If you have any questions, please feel free to call us or email us – even better – at:
Lora Yardley, 477-3451
 lyardley@hamiltonlincoln.edu
 (home but the answering machine says Wyant Investigations)

Kathy Griffin, 435-3880
 thegriffin@alltel.net
 P.O. Box 22154 • Lincoln, NE 68542

2006 BUS TRIP REGISTRATION

NAME _____
 Address, City, State, Zip _____

 Phone # _____
 Email _____

Please fill this out and submit your payment of \$50.00 to LQG to secure your seat on the bus!!!

New Books at LQG Library



We have added the following new books to the Lincoln Quilters' Guild library.

- *Big and Easy* by Judy Hopkins
- *Creating the Perfect Quilting Space* by Hallock
- *Spirit of the Northwoods* by Debbie Field
- *Strip-Pieced Quilts* by Maaik Baker
- *Diamond Quilts and Beyond* by Jan Krentz
- *Alphabet Soup* by Johnson/Shirer
- *Voices of the Past and Voices of the Past II* by Kaye England

Wallhangings for new Homeowners

Welcome a family into their new Habitat for Humanity home with your gift of a "home" themed quilted wallhanging. They should be about 18"x24", your choice of quilting technique. Please attach a hanging sleeve. A quilt label will be provided for you to sign when you bring your donation to an LQG meeting. A charitable donation receipt is available. We hope this will be an on-going project.

8-10 wallhangings will be needed per year.
Questions? call Sheila Green 483-0453

Quilters' Day Out

When: **May 6, 2006**
 Where: **First United Methodist Church**
 50th and St. Paul, Lincoln, Nebraska
 Time: **9:30am coffee, 10:am program**

"Quilts Inspired by Nature" presented by quilters inspired by Ruth McDowell, will be the morning program. A catered lunch will be followed by two short presentations by the First Church Banner group and Susan Weber. **For more details or to make a reservation call Jo Anne Bair 488-0344.** The programs are free. There will be a charge for lunch.

Bloomin' Quilts

Quilt Show Auction donation form

I am asking all LQG members to make a small quilt for the quilt show auction in June 2006. We have very talented quilters in our Guild. Our goal is to have over 100 small quilts to offer to the public. I want this auction to surpass all of the past years.

Please start your special small quilt donation today and submit this form with it when completed!

Thanks! Vicky Skuodas (gs20937@alltel.net)
 2006 Quilt Show Auction Chair

Name _____
 Address _____
 City, State, _____
 Phone _____
 Item Name _____
 Size _____ Item # _____
 MP MA MQ HP HA HQ
 Description _____

 On computer _____ In Catalog _____ Sent Thank You _____

Minutes of the Lincoln Quilters Guild – February 13, 2006

College View Seventh-Day Adventist Church – Lincoln, Nebraska

The meeting was called to order at 7:00 PM by President Linda Loker.

Vice-President elect, Becky Haynes introduced the speaker for the evening, Mary Richling. Mary's presentation, "Photo Transfer" which included a slide show and trunk show discussed printing on fabric and incorporating that into quilting.

The business meeting followed. The minutes of the January Guild meeting were printed in the Plain Print. Kate Laucomer moved, Millie Fauquet seconded that the minutes be approved as printed. Motion passed unanimously.

Treasurer's report was also printed in the newsletter. Cindy Weyers moved, Jo Baxter seconded that the report be approved as printed. Motion passed unanimously.

President Loker presented the Vice President's report in the absence of Linda Gapp. The class for March 13, "Applique Delights" by Becky Goldsmith is full with a waiting list. The April 11th class will be on machine trapunto. More information will be available in the Plain Print.

Announcements – Kate Laucomer

Refreshment committee for the evening was Joyce Page, chair, Judy Dahlgren, Diana Dreith, Cotton Gaskins, Kathy Joseph, Zita Schneider, June Tewes and Lynn White.

Thank you notes were read from Cedars (Santa Socks) and Health and Human Services (cuddle quilts).

The Crazy Quilters group in Wahoo is interested in doing a mystery quilt and is looking for a pattern/directions. If you can help them, contact Sandra Wade – she is in the member book.

The Lincoln Agency on Aging and the Nebraska Respite Coalition will host a national conference in October. They are looking for someone to make a small wall hanging quilt using their logo. Apparently they do have a small budget for this quilt. If you are interested in this, contact Donna Washburn. More information is on the bulletin board table.

The IQSC will present a lecture by Dr.

Pat Crews, "Nebraska Quilts and Quiltmakers" this Thursday, February 16th at noon at the Museum of Nebraska History. More information on the bulletin board.

Mark your calendars for Quilter's Day Out presented by the Nebraska State Quilt Guild. It will be held May 6, 2006 at First United Methodist Church in Lincoln (where our resource room is) The day promises to be full of quilts, inspiration and fun. Watch the Plain Print and your email for more information. This is a free event with a charge for lunch.

Kathy Griffin made a brief announcement regarding the bus trip. It is scheduled for April 22 and will be going to 3 shops in Iowa. Sign up sheets have been distributed. The cost is \$50. Twenty people have signed up so far, there is room for 24 more.

New Business

a) Millie Fauquet has put together a very nice raffle quilt notebook. There are colored photos and information as was available on each of the LQG raffle quilts. This is a wonderful addition to the history of the Guild -- thank you, Millie!

b) March birthday party. Members are asked to bring one of their first quilts and a recent work for a Show & Tell. Chair, Tanna Kinnaman, would like those interested in participating, to sign the notebook at the back table so she has an idea how many will be participating. Also, Guild members are encouraged to bring a gift for the Guild. In an effort to restock and update the Cuddle Quilt stash, members are asked to bring a fabric suitable for a child's quilt.

c) Committee chairs are asked to review expenditures and plans and contact Peggy Clements with their budget requests for the coming year.

d) A \$500 scholarship is available for someone wanting to do a textile/quilt related research or project. If anyone is interested or knows someone who might be interested, contact Sandra Gruntorad, chair of the scholarship committee. The scholarship is not limited to LQG members. Applications

are due 3/1/06.

Old Business

a) The February newsletter was distributed only by email unless the member indicated they preferred a hard copy. A few of the email addresses were not deliverable so those members also got hard copies. If you have any problem with receipt of your newsletter by email, contact Kate Laucomer.

b) A check has been sent to fulfill our \$1000 pledge to NSQG for IQSC.

Quilt Show Report

a) Sheila Green showed an example of a wall hanging to be presented to Habitat for Humanity homeowners. Guidelines for those wishing to make a wall hanging are at the information table.

b) Twenty three new members worked on name tags for the show. These name tags will be worn by the volunteers who work a shift at Quiltfest 2006 and will serve as their admission to the show. There are approximately 180 volunteer slots that need to be filled for the show.

c) The next quilt show committee meeting will be 7:00 PM on 2/21/06.

d) Marian Fosler and Dorothy Heidemann-Nelson presented 2 quilt tops to the Guild for inclusion in the quilt show auction. The tops belonged to their cousin Berna Marie Anderson and had been made by her grandmother in the 1930's. Five completed quilts from the same collection have been accepted by the Nebraska State Historical Society.

e) Raffle sales are going well.

f) Registration forms for entering items in Quiltfest 2006 are available at the quilt show table and will be in future newsletters and on the website. General guidelines for showing items were reviewed. Refer to the February Plain Print for those guidelines. Deadline for turning in registration forms will be the May Guild meeting.

g) There will be a display of Hoffman challenge quilts at the quilt show. This will be a rare opportunity for people in this part of the country to see a sample of these lovely quilts.

h) Numerous quilts that have been

donated for the auction were shown. Vicky Skuodas reminded makers to put labels on their donations and encouraged members to work on a quilt for donation as many more items are desired for a successful auction.

Mini Quilt Raffle -- Elizabeth Sterns and Joyce Donlan. A total of \$101 was collected this evening. Quilts donated by Carol Rystrom, Lorelee Novak, and Vicky Skuodas were won by Sharlee Green, Ellie Chambers and Roddy Humeniak respectively. A book from Dana Atteberry was won by Rosalind Carr and the set of old quilt blocks was won by Diane Glantz. Donors for the March meeting are quilts by Rae Jean Ziegelbein, Natalie Cummings and Jerry Lee Jensen. Dorothy Chapman is donating a book.

There being no further business, the meeting was adjourned to Show and Tell.

Submitted by
Lorelee Novak
LQG Secretary



LQG Treasurer's January 2006 Report

Checking Account Balance 1/1/2006 **\$11,807.24**

INCOME

Checking Interest	2.87
Membership	105.00
Mini Raffle Quilts	84.50
Newsletter Advertisements	75.00
Programs and Classes	360.00
Quilt Show 2006 income	227.00
TOTAL INCOME	\$854.37

EXPENSES

Newsletter printing & postage	293.18
Programs and Classes	478.10
Quilt Show 2006	14.56
NSQG Quilt Study fund	1,000.00
TOTAL EXPENSES	\$1,785.84

OVERALL TOTAL FOR MONTH **(931.47)**

Checking Account Balance	1/31/2006	10,875.77
Total CD's	1/31/2006	18,594.71

TOTAL ASSETS 1/31/2006 **\$29,470.48**

Peggy Clements
Treasurer 2005-2006



A request for our wounded Veterans of the Iraqi War

Dear Janiacs, *(and other quilters)*

The Indianapolis Veterans Hospital will soon become the healing center for all wounded soldiers from Iraq. The rooms are ready and we're just waiting for staffing. Our local DAR chapter has decided to try to provide a quilt for every soldier who arrives at the hospital. **This is how you can help:**

- Make 6 inch finished 9 patches or 4 patches in reds, whites (neutrals, muslins, tans, all lights too) and blues.
- Send as many as you wish for as long as you wish...We will assemble and we have a willing quilter.

If you are willing to make blocks but need fabric, just let me know. If you have fabric you wish to donate, we'll take it. You can send them to me at:

Brenda Papadakis
5514 N. Delaware St
Indianapolis, IN 46220
317-253-2759

If you need more information or have questions you may email or call me. If you send me your telephone number, I will call you.

Thank you for being here and sharing!

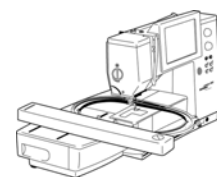
Big hugs, *Brenda*

More Info:-----

- It is 6.5 inches before being set into the quilt.
- For 9-patch cut 5 squares print – blue or red – 2.5 inches each; cut 4 squares background 2.5 inches each
- For four patch – cut 2 red or blue 3.5 inches each and 2 background 3.5 inches each.
- Please sign on a background block – they will enjoy seeing where they're from and that people care.

BERNINA
Sewing Studio

- Bernina Sewing and Embroidery Machines and Sergers
- BSR-Bernina Stitch Regulator
- Horn Sewing Cabinets
- Machine Repair



Nothing Sews Like A Bernina. Nothing.
BERNINA

1501 Pine Lake, #12
Lincoln, NE 68512
402-423-3018

6800 "P" St.
Inside Hancock Fabrics
Lincoln, NE 68505
402-464-0505

313 Court St
Beatrice, NE 68310
402-223-3108
www.berninabuzz.com

PAID ADVERTISEMENT

Professional Machine Quilting
By Gloria J. Smith

402-489-0062

windyourbobbin@nqtzero.com



PAID ADVERTISEMENT

LQG QUILT REGISTRATION FORM
Lincoln Quiltfest 2006... "Bloomin' Quilts"
Lux Middle School • 79th & High Street • Lincoln, Nebraska
June 9, 10, & 11th
Registration Form Due: May 8, 2006 (May Guild meeting)

- * You may enter up to five (5) items, but only 2 large quilts (60" or more on any one side).
- * Please use a separate entry form for each item entered.
- * Item must not have been shown in a previous Lincoln Quilt Guild Quilt Show.

NAME (Guild Member) _____

Address _____

Home Phone _____ Cell/Work Phone _____

Title of Item _____

Owner of Item (if other than maker) _____

Quilted by (if other than maker) _____

CATEGORY (please circle one)

1. Traditional
2. Contemporary
3. Seasonal (what season) _____
4. Other (indicate doll, clothing, etc.) _____

DIMENSIONS (not necessary for dolls, clothing)

Width _____" x Length _____"
(across top) (down side)

DESCRIPTION: Write a short description for the display label. (Information may be edited if necessary to fit label.)

*Video and flash cameras will be allowed at this quilt show. By entering an item at this show, I give permission for photos to be taken of my entry.

*I am responsible for insuring my own entries. The Lincoln Quilters Guild is not responsible for them.

*I am responsible for attaching a label to the back of each item entered.

*My entries will be clean, smoke and odor free.

SIGNATURE _____

Please turn in form at any Lincoln Quilters Guild meeting or mail to:

Lorelee Novak • 2510 Jameson N • Lincoln, NE 68512

Lincoln Quiltfest 2006

June 9-11 9am-5pm

"Bloomin' Quilts"

Enthusiasm continues to build for the Bloomin' Quiltfest!

Thanks to the **new members** (plus Roxann O'Hare and Phyllis Higley) for helping make the name tags for the show. What an awesome group!


The show will feature the 2005 **Hoffman Challenge** traveling exhibit. Included, are two quilts from Nebraska quilters! You can check out the quilts at www.Hoffmanchallenge.com. Gloria Smith, Chair

The response to the "**Artful Dwelling**" **Challenge** has been fantastic! There is still plenty of time to join the fun! This is a small, quick and fun project. It's great for all skill levels. Get your \$1 starter packet at the March meeting at the Quiltfest table. Call Brenda Carlson for more information.

- **Raffle Quilt News:** Chair Shirley Chaffin reports "You know how excited I am about this raffle quilt! Did you know I started saving the ticket stubs in a **quart** zip-lock baggie, then I moved into a **one gallon** zip-lock baggie, and today I am moving into a **two gallon** zip-lock baggie! Every time I make a new deposit, I shake, shake, shake these tickets. They are going to be totally mixed."
- **Sign up** to help at Quiltfest at the March meeting! Opportunities include: Hanging the show, White Glove, Admission's Table, Raffle Ticket/Guild Info Table and taking down the show.
- **Auction Chair**, Vicky Skuodas reports that 26 quilts have been donated. We still need to reach our goal of 100 small quilts! They are all wonderful, and a huge thanks to those that have turned in quilts so far. Members have asked if they might donate several types of items, but please, quilts only. We do advertise this as a quilt auction, so that is what our buyers anticipate. Please make certain that you have a label on each quilt. If this piece is meant to hang on a wall, please attach a hanging sleeve. Some of our auction purchasers may not have the skills to attach a sleeve, and we want to make it easy for them to hang their new quilt in their home. Keep up the good work, and bring your quilts to the March Guild meeting!
- The **quilt registration form** is included in this issue of Plain Print and on our website. Go to our **website** for the latest information! www.LincolnQuiltersGuild.org
Quiltfest Chairs-Carolyn Meter and Sheila Green

Patchwork Lives —

a quilt exhibition



DATES: April 2, 2004, through April, 2006

(Four rotations of quilts will be available to viewers over a two-year period, with each rotation featuring 16 quilts.)

LOCATION: Museum of Nebraska History, a division of the Nebraska State Historical Society (NSHS)
15th and P Streets, (131 Centennial Mall North)
Lincoln, Nebraska

HOURS: 9:00 am - 4:30 pm, Tuesday – Friday;
1:00 am - 4:30 pm, Saturday and Sunday.
Closed Mondays and all state holidays except Arbor Day.

CONTACT: Deb Arenz, NSHS, darenz@nshs.state.ne.us
(402) 471-4759
Carolyn Ducey, IQSC, cducey@unl.edu (402) 472-6301

The lasting legacy of frontier quiltmakers is celebrated in *Patchwork Lives*, a quilt exhibition assembled from the collections of the International Quilt Study Center (IQSC) and the Nebraska State Historical Society (NSHS). *Patchwork Lives* provides a unique vision of the women who established their lives on the Great Plains – raising families, giving moral and spiritual guidance, working to support the family in jobs both at home and in professional capacities and supporting political and social causes. The quilts of *Patchwork Lives* provide examples of how women established structure and celebrated beauty in the midst of enormous and overwhelming change.

The final rotation of quilts in *Patchwork Lives* includes an unusual silk quilt composed of fair ribbons from Sikeston, Missouri in 1913 and 1914 – primarily from the Textile and Poultry divisions. Another featured quilt is an appliqué pattern called *The History of the Covered Wagon States*. It was made by Mildred Bradstreet Stevens, born and raised in Holt County, Nebraska. The patterns used to make the quilt were published in seventeen weekly installments in the Omaha World Herald in the 1930s.

Submitted by
Maureen Ose

IQSC Communications Coordinator
<http://quiltstudy.unl.edu>

My Grandma Wouldn't Lie!

The teacher advised the class to start the day with the pledge of allegiance, and instructed them to put their right hands over their hearts and repeat after him. He looked around the room as he started the recitation, "I pledge allegiance to the flag...."

"When his eyes fell upon Little Johnny, he noticed his hand over the right cheek of his buttocks.

"Little Johnny, I will not continue until you put your hand over your heart."

Little Johnny replied, "It is over my heart."

After several attempts to get Little Johnny to put his hand over his heart, the teacher asked, "Why do you think that is your heart?"


"Because every time my Grandma comes to visit, she picks me up, pats me here, and says, 'bless your little heart,' and my Grandma wouldn't lie!"

March Friendship Garden Block

The 2005-06 Friendship blocks are all fusible appliqué on cut 6" square backgrounds. Designs are whimsical things found in a garden. You are given two designs each month, however, only one will be printed in the *Plain Print*. You can make either or both as many times as you wish.

Cut: 6" square for background. Trace pattern and fuse to background.

If you copy the patterns from the **Emailed Plain Print**, type "Ctrl P" (or on Macintosh computers type ⌘ P") which will bring up your PRINT MODE page. In the middle of that page is PAPER HANDLING, go to PAGE SCALING and select "NONE" in that box. This will allow you to print the pattern at 100%.



6 inches

LQG NICKEL SWAP continuing until May 2006

You are still able to participate! Follow the instructions below.

- ONE YARD 100% pre-washed cotton fabric – (28 pairs).
- Yes, you can use yardage from your stash – but be kind!
- We need Darks and Lights as well as Mediums
- Trim selvages off
- Cut 5 inch squares
- Stack fabric squares in twos – alter each pair at a 45 degrees angle so easy to grab just two.
- Place all trades in large "zip-lock type" bag labeled with your name.
- BRING TO MEETING – Pick up your swap (27 pairs) at the following meeting!

*Submitted by Doni Boyd
nequilter@hotmail.com*

Please keep your email address current with Lincoln Quilters' Guild

Send Kate Laucomer your email address if you wish to receive email notices on events not listed in the Plain Print newsletter.

Starting in NOVEMBER 2005, the Plain Print newsletter is being submitted by email.

Since FEBRUARY 2006, to save postage and printing cost, the Plain Print is only mailed to those who don't have email or wish to receive a printed copy. You can email Kate your address at: KateQuilt@aol.com.

Contact Linda Loker – President <nequilter@neb.rr.com> if you have questions. Thanks!

The Astrology of Quilters

(based on an article by Luana Rubin, McCall's Quilting, October 2004)



**Pisces:
February 19 – March 20**

The Pisces quilter quietly works their magic in private, then shares a bit of themselves in dazzling displays of other worldly inspired colors and images. They tend to be modest about their art, but at the same time are proud of the message or feelings contained in their images or designs.

They pursue a lofty ideal in their work and allow their vision to be shared with those who can slow down to appreciate the view.



Lincoln Quilters' Guild
P.O. Box 6861
Lincoln, NE 68506

2005 - 2006 LQG Officers

President	Linda Loker
President-Elect	Kate Laucomer
Vice-President	Linda Gapp
Vice-President Elect	Becky Haynes
Secretary	Lorelee Novak
Treasurer	Peggy Clements
Treasurer-Elect	Danielle Hecker
Adviser	Marilyn Rembolt

Next newsletter deadline
Wednesday, March 15, 2006

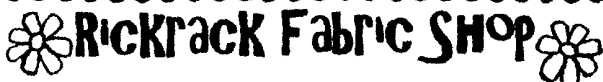
Scissor Sharpening

Shears Plus

Mike Marsh • Certified Sharpener
464-8339 / 560-1370

Scissors \$5.00
Pinking Shears \$6.00

PAID ADVERTISEMENT



Come in and enjoy fun and unique fabrics.
Novelties, brights, retro, 30's reproductions,
batiks, books and patterns. Fabric for everyone.

HOURS: Monday-Friday 10-5:30 • Tuesday till 8:30 • Saturday 10-4:30

1501 Pine Lk. Rd. #13 Lincoln, NE 68512
402-423-7227

PAID ADVERTISEMENT

Come to a Quilter's Retreat

At Alice's Little Blue House
Near Brock, Nebraska

A Charming Rural Setting in Southeast Nebraska
Available weekends or midweek

\$100 per person

Two nights and five meals provided

Group rates available for eight or more

Bed and bath linens provided • Washer and dryer on site
Pressing and cutting equipment • Embroidery machine
Computer and Internet access • Patterns, notions and scraps
Three nearby quilt shops in Syracuse and Auburn

Contact:

Kindred Spirits Retreat

62734 734 Road

Brock, Nebraska

(402) 264-4055 or (402) 297-4085

PAID ADVERTISEMENT

(PAID CLASSIFIED AD)

Travelin' Threads offering longarm machine quilting.
Lynn DeShon, 19595 N. 14th Street, Ceresco, NE 68017
402-785-2382