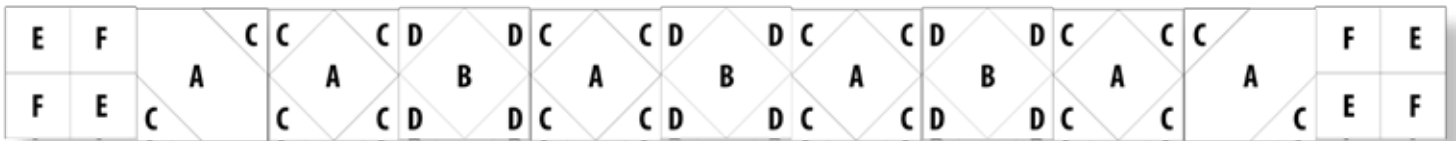


## Medallion Frame #8

2 - 4" x 44" finished strips



### Fabric A (white)

12 - 4 1/2" squares (A)

24 - 2 1/2" squares (D)

1 - 2 1/2" x 20" strip (E)

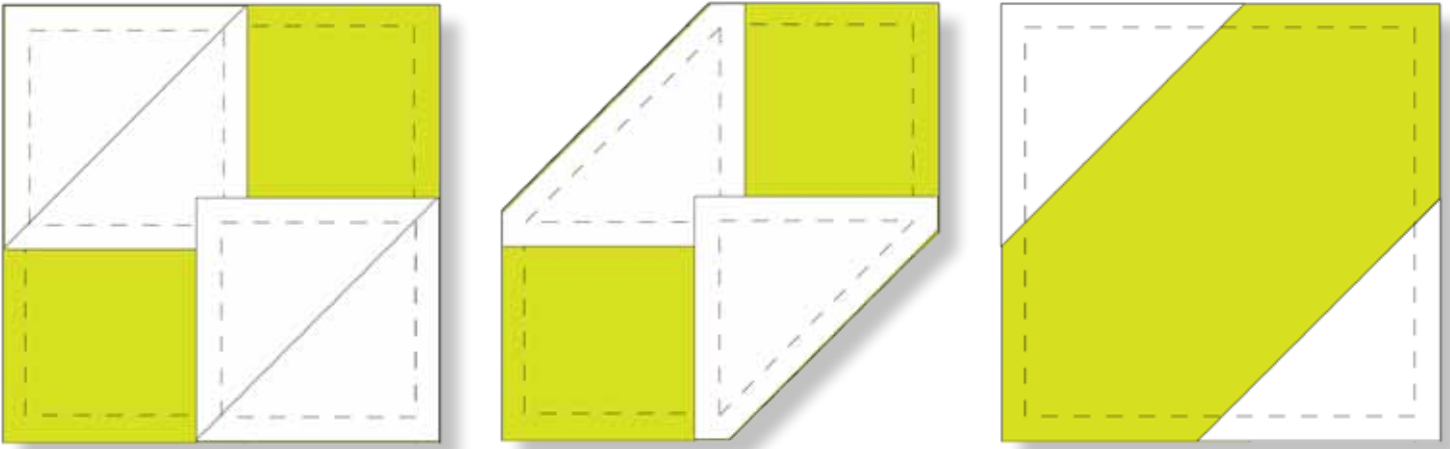
### Fabric B (green)

6 - 4 1/2" squares (B)

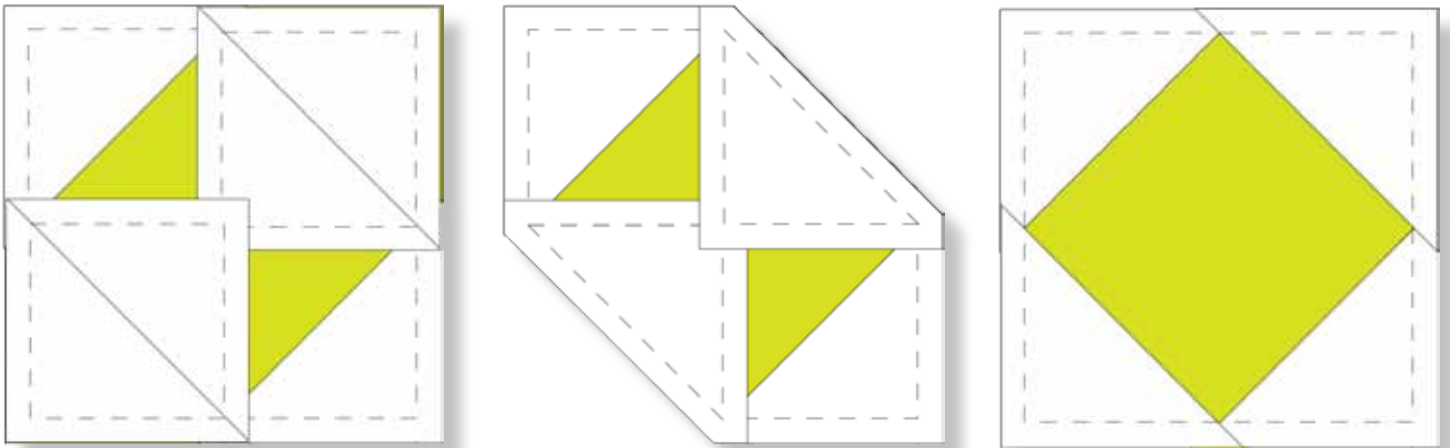
1 - 2 1/2" x 20" strip (F)

### Fabric C (orange)

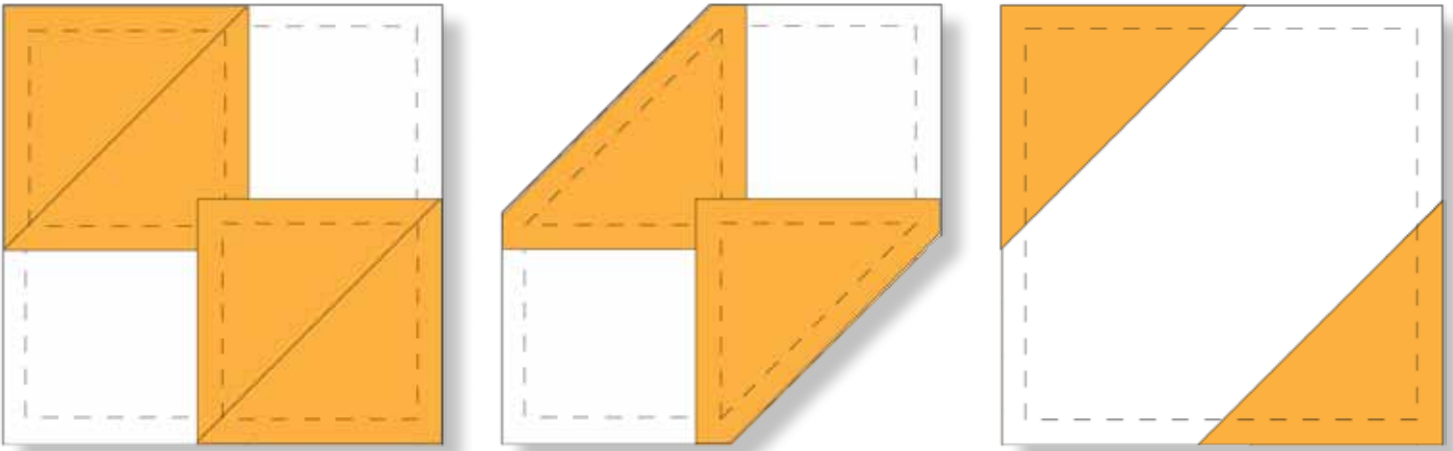
40 - 2 1/2" squares (C)



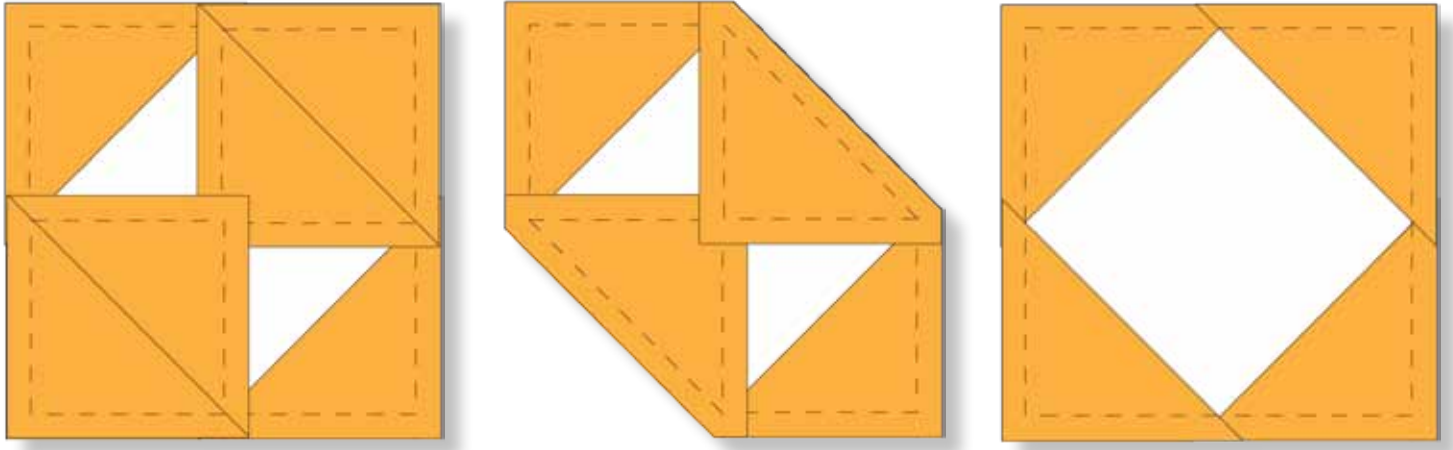
Use a B square and four D squares to make a Diamond Block. Draw a diagonal line on the wrong side of the D squares. Place two D squares on opposite sides of a B square, right sides together and stitch along lines. Trim and press.



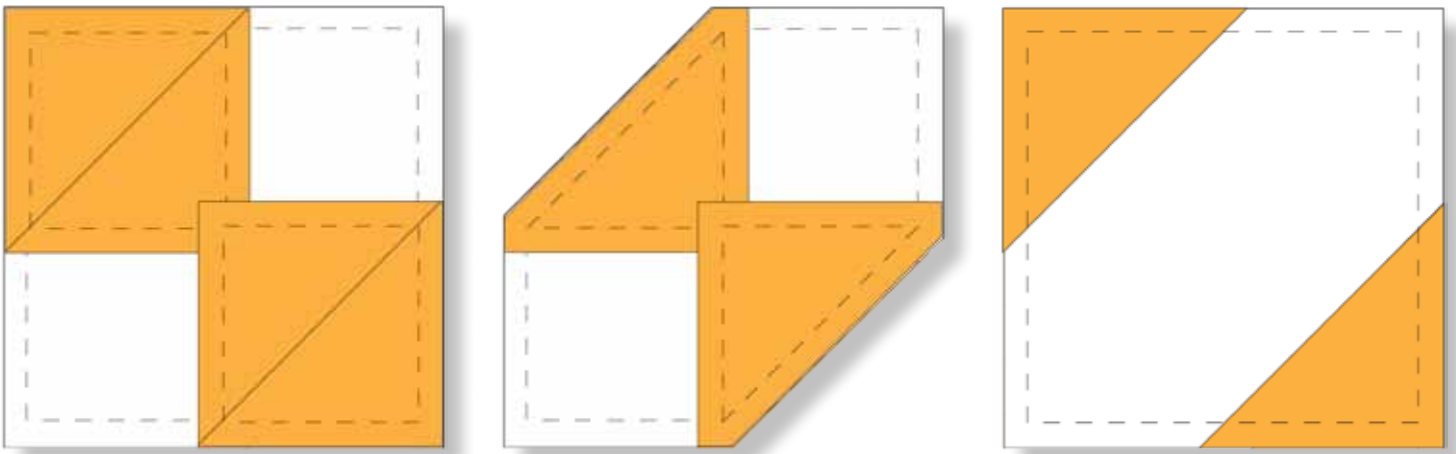
Repeat with two remaining D squares on remaining corners. Trim and press. Repeat to make five additional Diamond Blocks.




Use an B square and four C squares to make a Diamond Block. Draw a diagonal line on the wrong side of the C squares. Place two C squares on opposite sides of a B square, right sides together and stitch along lines. Trim and press.



Repeat with two remaining C squares on remaining corners. Trim and press. Repeat to make seven additional Diamond Blocks.




Use an A square and two C squares to make an Angled Block. Draw a diagonal line on the wrong side of the C squares. Place a C square on opposite sides of an A square, right sides together and stitch along lines. Trim and press. Repeat to make a total of four Angled Block squares.




Stitch E & F strips together right sides together along long edge. Press and cut into 8 - 2  $\frac{1}{2}$ " sections.




Join two E & F sets to make a four patch square. Repeat to make a total of 4 four patch squares.




Layout a Four Square Block and Angled Block as shown. Stitch together as shown completing two sets.




Layout a Four Square Block and Angled Block as shown to create the mirror image. Stitch together as shown completing two sets.



Layout two Diamond Blocks as shown. Stitch together as shown completing four sets.



Layout three Diamond Blocks as shown. Stitch together as shown completing two sets.




Layout two Two-Diamond Block and one Three-Diamond Block sections as shown. Stitch together as shown completing two sets.



Layout a Diamond Block strip with two Four Square Angled Block sets as shown. Stitch together as shown completing two sets.





Arrange completed strips as shown. Stitch together to complete and add borders if you wish.



