

# Medallion Frame #3

2 - 4" x 28" finished strips

## Fabric A


- 8 - 4 1/2" squares (A)
- 1 - 2 1/2" x 20" strip (E)
- 4 - 2 7/8" squares (G)

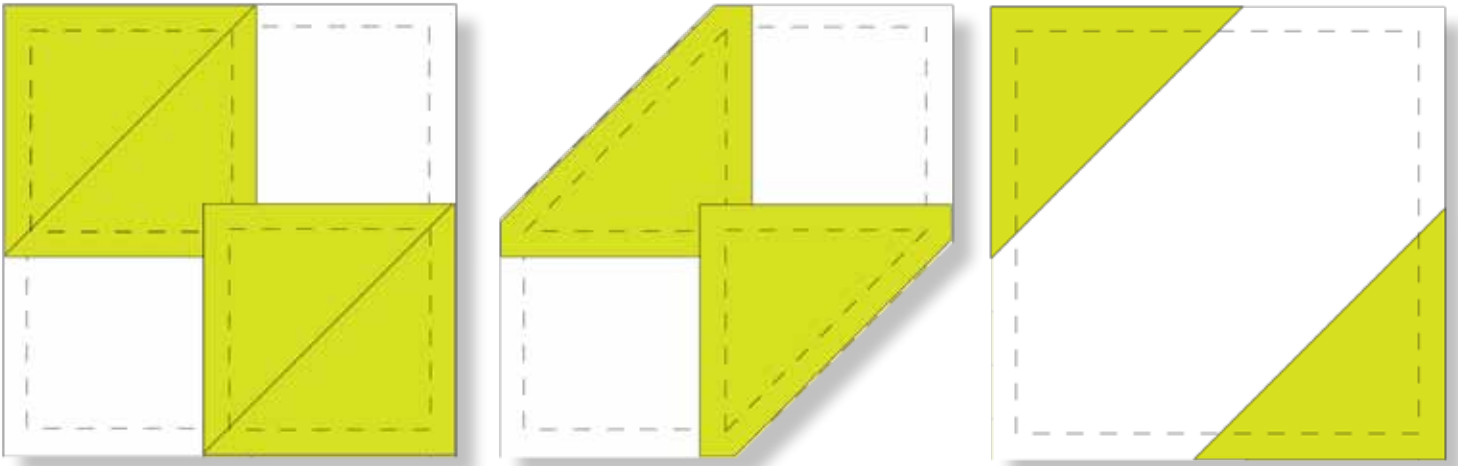
## Fabric B

- 16 - 2 1/2" squares (B)
- 1 - 2 1/2" x 20" strip (D)

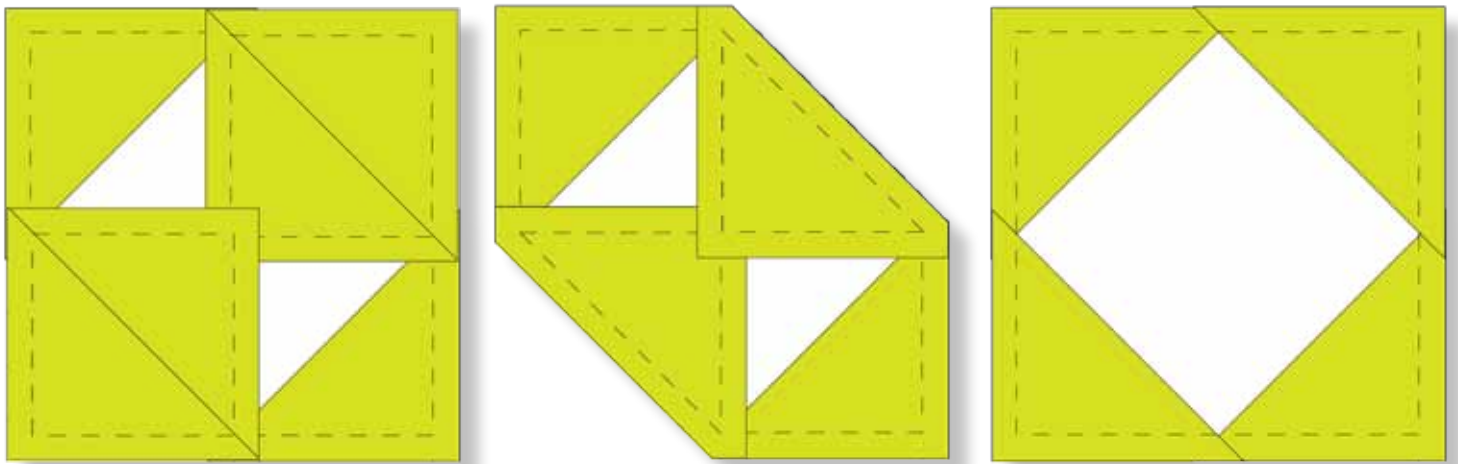
## Fabric C

- 8 - 2 1/2" squares (C)
- 1 - 5 1/4" square (F)


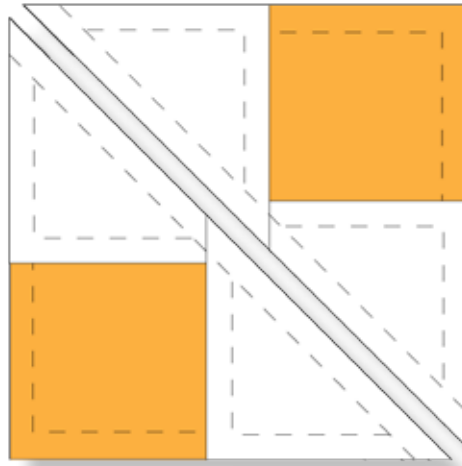
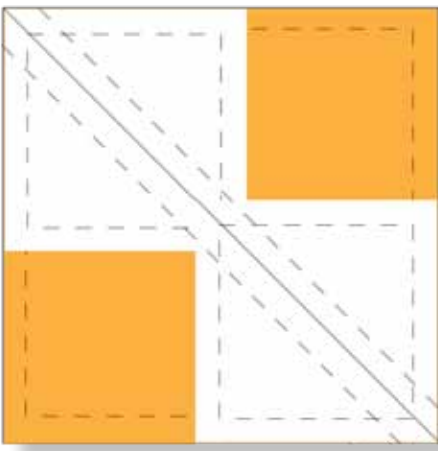




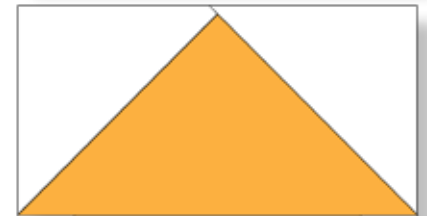
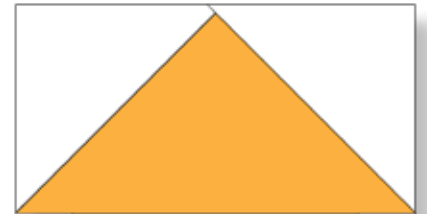
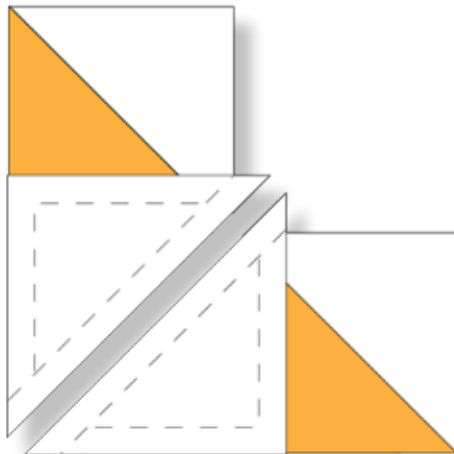
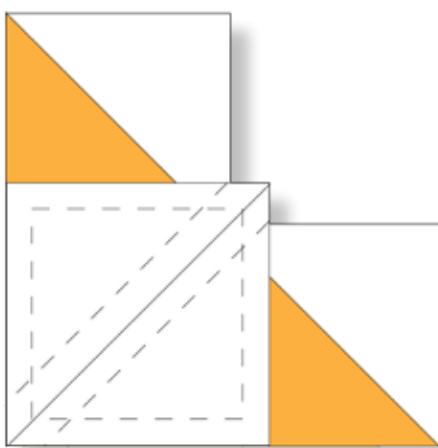

Use an A square and four B squares to make a Diamond Block. Draw a diagonal line on the wrong side of the B squares. Place two B squares on opposite sides of an A square, right sides together and stitch along lines. Trim and press.



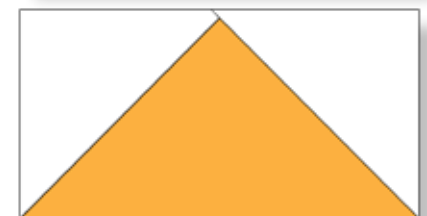
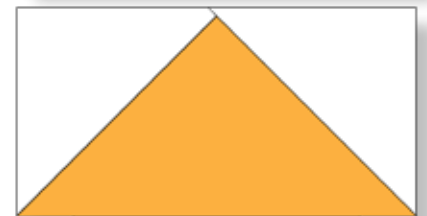
Repeat with two remaining B squares on remaining corners. Trim and press. Repeat to make three additional Diamond Blocks.

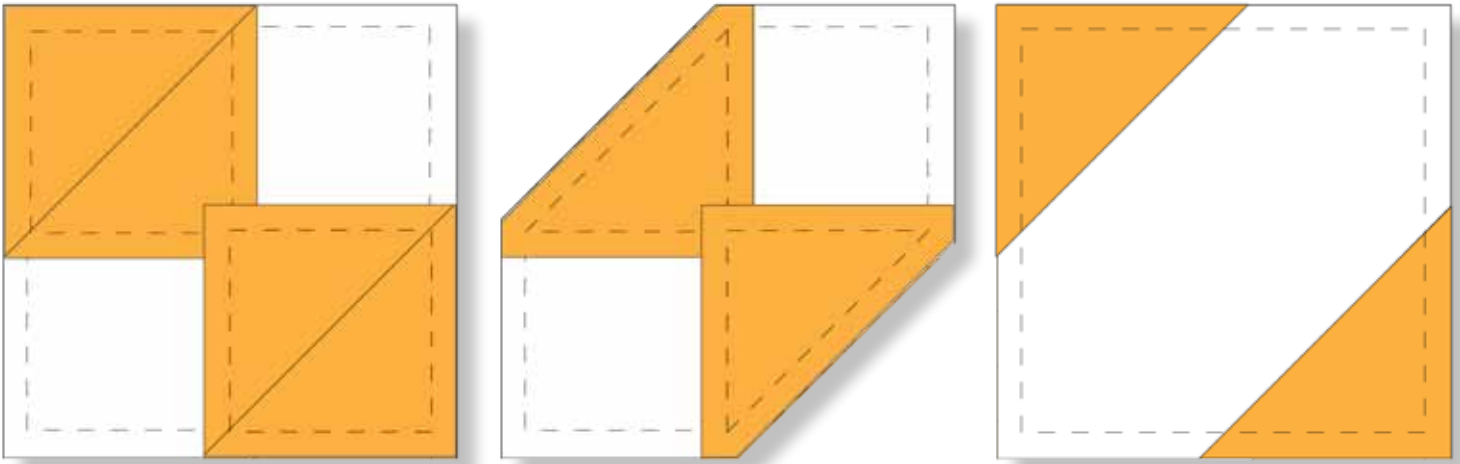


Use the F square and G squares to make Four at a Time Flying Geese blocks. Draw a diagonal line on the wrong side of the G squares and stitch  $\frac{1}{4}$ " from both sides of the line. Cut along drawn diagonal line and press to make two partial Flying Geese units.




Place another G square with diagonal line as shown above. Stitch  $\frac{1}{4}$ " from both sides of the line. Cut along drawn diagonal line and press to make two Flying Geese units. Repeat to make a total of four Flying Geese blocks.






Use an A square and two C squares to make an Angled Block. Draw a diagonal line on the wrong side of the C squares. Place two C squares on opposite sides of an A square, right sides together and stitch along lines. Trim as shown and press. Repeat to make three additional blocks.





Stitch D & E strips together right sides together along long edge. Press and cut into 8 -  $2\frac{1}{2}$ " sections.




Join two D & E sets to make a Four Patch Block. Stitch together as shown completing four Four Patch Blocks.


Join two Flying Geese as shown to complete the center section of the strip. Repeat to make two Flying Geese Blocks.



Layout two Four Patch Blocks with a Flying Geese block as shown. Stitch together as shown completing two sets.



Layout an Angled Block with a Diamond Block as shown and stitch together. Complete four sets.



Layout block sets as shown and stitch together. Press. Repeat to make a total of two strips.

