



Volume 40, Number 3

November 2012



November 12, 2012
 Presentation: History of An Obsessive Quilter
 Ann L Petersen: www.obsessivequilter.weebly.com

I have been quilting, on and off for most of my adult life but it has become my favorite pastime and occupation. I enjoy playing with design, color and texture in quilting and often enter quilt shows to test my skills. If I have a recognizable style it would be quilts which are heavily pieced, play with color shifts across the surface of a quilt, and are heavily quilted.

This talk and trunk show is about how I started to quilt and eventually became the quilter I am today. Trunk show includes items from my earliest class to my most recent show quilts.

Class: Monday, November 12, 2012

Prickly Pineapple – Paper Piecing

Fee: \$50 plus pattern



This original quilt is based on an off-center pineapple block which is paper-pieced. This quilt uses only 2 fabrics - one multi-colored and one solid black. Whether you are just learning to paper piece or just want to try something different, this is a fun class. It may be done in other color ways with more fabrics. Paper piecing with strips or freezer paper are the 2 methods that will be used. Patterns available in class. Full day workshop

November 12, 2012 Class Registration

Offering: Ann L Petersen teaching the Prickly Pineapple block with paper piecing

Ann's website: www.obsessivequilter.weebly.com

For more information: <http://lincolnquiltersguild.org/ht>

Date/Time/Cost: Monday, November 12, 2012

9:00-4:00 pm

\$50 per person plus pattern

Location: College View Seventh-day Adventist Church, 49th & Prescott Ave.
 Come in door number 2 on the south ground level

Your name: _____

Your address: _____

Your phone #: Daytime _____ Night _____

Email: _____

Send check payable to LQG. (If you don't have email, include a business sized self-addressed envelope)

Vicky Skuodas, 431 E 11th St * Crete, NE 68333 * (402) 826-5008 * gs20937@windstream.net

When you send your registration and check, please make check out for the amount of the class only.

Plain Print by Email

To help the cost of postage, we have a Yahoo Group named 'The Internet We're trying to make it easier for' and other important messages to be sent out to LQG members.

Each person who signed up to receive Plain Print by email will receive an email from 'The Internet We're trying to make it easier for'.

It will have a link to click on that takes you straight to the LQG web site Newsletter page. You select the newsletter you want to print. Click on the link. It loads on Adobe Reader. You can read or print it.

IF YOU DID NOT RECEIVE YOUR PLAIN PRINT VIA THIS EMAIL METHOD, PLEASE EMAIL KATE LAUCOMER at

kate@lqg.org AND BE HER KNOW

**OFFICIAL PUBLICATION
OF THE
LINCOLN QUILTERS GUILD
LINCOLN, NEBRASKA**

Published nine months of the year:
March, April, May, June, July, August,
September, October, and November.

Editor and Layout:

Lorelee Novak

Circulation: Carol Curtis

The deadline to submit articles and ads for inclusion in the **Plain Print** is the Wednesday following the Guild meeting.

**March 2013
newsletter deadline:
February 13, 2013**

ADVERTISING

Business Ad Rates:

A 3½" x 2" sized ad is \$25 for the first month and \$20 per month for subsequent months.

A 3½" x 4" sized ad is \$40 for the first month and \$35 per month for subsequent months.

Ads must be camera-ready.

Classified Ad Rates:

Any individual may place a classified quilt-related ad in the "Quilters' Exchange" at a cost of \$10.00 for 30 words. Send exact text for ads. Send articles and ads with payment (payable to "Lincoln Quilters Guild") to:

Lorelee Novak
2510 Jameson N
Lincoln, NE 68512
Email: rjljn@aol.com

**Lincoln Quilters Guild
Quilting since 1973**

Meeting the *second Monday*
of the month

& \$ % & ' G Y d h B c a J Y f V

& \$ % ' ' A i U B f d W j Y a V Y

**Gathering at 6:30 p.m.
Program & Meeting
at 7:00 p.m.**

College View Seventh-Day
Adventist Church
4015 S 49th Street
Lincoln, Nebraska

On the Internet at
www.lincolnquiltersguild.org



President's Message

It has come to my attention that there are a number of new members who do not know who I am, so allow me to introduce myself. My full name is Sandra Annette Skoglund-Anderson, but most call me Sandy.

I have been a members of LQG since March of 1975. I was president of LQG 1993-1994 and my how we have grown! I started quilting in 1970. My husband's (Ivan) grandmother was my mentor and started me on this quilting journey. Since he came from a quilting family, Ivan is very supportive of my quilting activities and even encourages me to enlarge my stash.

We have been married for 42 years and have three grown children, 2 daughters and 1 son and also 4 grandchildren, 3 girls and 1 boy. While the children were growing up, our house was a zoo, literally, with dogs, cats, hamsters, hedgehogs, lizards, fish, parakeets and turtles. We now only have 1 cat, 2 Siberian Huskys and 3 goldfish.

Ivan and I both work at Speedway Motors, Fiberglass. He has been there 40 years and I've been there 27. He is "boss" at work but let's say things at home are a little different.


My favorite quilts are Sunbonnet Sues and Story Quilts. I love applique and have made over 200 quilts. I also make cloth dolls and build 1" to 1' scale houses. One of my houses is a Quilt Shop, "The Quilt Block". I am working on more buildings and some day may have my own village.

I am a member of three small quilting groups, a doll group, a book group, a Red Hat group and volunteer at Bryan Focus School, Discover Nebraska and IQSCM. It takes me a little bit to connect names to faces so please wear your name tag. Feel free to contact me if you have any guild questions. E-mail is best and I will answer as soon as possible.

Have a Safe and Happy Halloween

Sandra

Small Groups



Day Groups

ADA] YWY a U _ Y f g

The Piecemakers small group is changing the location of their meetings. We will be meeting in the future at Bernina Sewing Studio at 1501 Pinelake Road, Suite 12, . We generally meet on the fourth Thursday of each month except November and December. However this year we are going to be meeting on November 29th and on December 27.

For more information: Y ā | | æ 420-2422 c @ | ^ æ • ^ leave a message and I will return your call. Or email fme at rswd660@inebraska.com

@UX] Yg ` cZ ` h \ Y ` @cX] Y

H \ Y ` ; f UbX ` @cX] Y ` Uh ` h \ Y ` D f Y g r f j Y
80th & Pioneers Blvd. • 1:00pm, 3rd Tuesday of the month. Enter North door and take the elevator to the 4th floor lounge. For more information, call Nancy Simmons 423-4947.

Å i X X ` Y ` E i] ` h ` K c f _ g | c d g

7 c ` ` Y [Y ` J] Y k ` G Y j Y b h \ ` 8 U m ` 5 X j Y b h] g h ` 7 \ i f W \ ` FY g c i f W Y ` F c c a
4108 Prescott Ave. • 9 am-2 pm • 1st Friday of the month. Vicky Skuodas, co-chair person. Join us in planning our Cuddle Quilts and also to pick up kits to work on during the month.

E i] ` h g ` c Z ` J U ` c f

Meets the 1st Sunday of the month from 12:30-4:00 pm

U h ` < U b W c W _ D g ` : U V f] W g `
6800 P Street.

Contact Sara Kenny at sarakenny@yahoo.com or Julia Schroder at jschroeder@inetnebr.com if you have questions.

Evening Groups

H \ Y ` B c f h \ Y U g h - U @ - B W k g ` b ` G

Meets the 3rd Monday from 6:00-8:00 pm at the Anderson Branch Library, 3635 Touzalin Ave. For more information, contact Kim Shelley at 467-4266.

5 b m c b Y `] g ` k Y ` W c a Y ` h c ` U h h Y

Minutes of the Lincoln Quilters Guild - October 8, 2012

College View Seventh-Day Adventist Church - Lincoln, Nebraska

President Sandy Anderson called the meeting to order at 7 PM with a welcome and a poem. As a matter of respect and courtesy, she asked everyone to please turn off phones and pagers and refrain from taking photographs when doing so would have a negative impact on anyone's enjoyment of the presentation. Vice-president Vicky Skuodas introduced speaker Marlene Rock, a quilt shop owner from Valparaiso, Indiana. Her presentation focused on Designing & Marlene's Blocks of the Month, with multiple illustrations of her philosophy: If the design is broken, fix it while you can. Marlene used a "heads and tails" game to select a dozen audience members for door prizes. Spaces still remain in Marlene's Tuesday workshop, see Vicky for information and a supply list. Following the presentation, the business meeting was convened. There being no additions or corrections, the Minutes of the September 10, 2012 meeting were approved as printed in *Ú | æ ã } Á Ú* and the Treasurer's report was remanded for audit.

C` X` 6 i g Nony gg .
B Y k` 6 i g] November 12 Guild Meeting Speaker. Vicky Skuodas announced that Anne L. Peterson of Aurora, Colorado would be the speaker. One of her quilts was recently featured on the cover of Quilter's Newsletter Magazine, and she is known for her expertise in machine quilting. Her presentation is titled "History of an Obsessive Quilter." The class she is offering features paper piecing.

5 b b c i b W Y a Yesiding Elect Linda Daiker made the following announcements. Thank you notes were received from four of the winners of the LQG-sponsored State Fair awards: Patricia Pressler, LaVonne Rosso, Judy Woodworth, and Sandi McMillan. The Robert Hillestad Textile Gallery at UNL is featuring an exhibition of the work of Nebraska Youth in 4-H through October 12. Members are encouraged to pay their dues for September 2012 - November 2013; they are \$25 for most and \$15 for those age 65 and older. See Joni Sauter, Membership. Linda reminded everyone that members may borrow

LQG library books, some of which are displayed each month at the Library Table. The current Friendship block pattern was published in *Ú | æ ã } Á Ú* and the drawing will take place at the November meeting. The documentary film "Blue Alchemy" will be shown at the IQSCM on October 19 at 10 AM. Eight slots remain for a Quilts of Valor sewing day at the Bernina Sewing Center on October 23; contact Judy Lane. Quilts of Valor also meets on the first Sunday of the month from 1-4 PM at Hancock Fabrics. November will be the last meeting of this year to bring items and stockings for the Santa Socks project. Members will vote with their dollar bills next month, with the proceeds used to buy additional items for the stockings. Four visitors were welcomed.

Barbara Brown and Kathy Spitsen conducted the Mini-Raffle, which generated \$62.50 for the Santa Socks service project. Juanita Williamson won the silver thimble, pin cushion, 3D framed flower and clam accessory case donated by T. J. Lane, as well as a beautiful floral wall hanging made by Vicky Skuodas. Zita Schneider won the book, *CE Á Ô ^ | ^ à | æ c-ã [} Á* @ [[\ ^ á Á donated by Mylonie Schatz and The *C Q c C • Á U S Á Q ~ Á Ú* book donated anonymously, and a pincushion donated by T. J. Lane.

Kathy Morgan and Sue McKee reported on the very successful Mystery Bus Trip to Iowa quilt shops on September 21-22. Sue noted that the bus trip is an opportunity for education and fellowship, is self-funded, and is not a money maker for the guild. The September trip had 36 participants, of which 26 were LQG members. Participants visited nine shops in seven towns and spent more than \$12,200 dollars. Kathy and Sue are planning a spring mystery trip for April 12-13, 2013.

Sheila Green provided an overview of Discover Nebraska, which is an education and outreach project in fourth grade classrooms. Discover Nebraska enriches the social studies curriculum and provides information about Nebraska history and the history of quilting. In the past 5-6 years, it has reached approximately 2,500 children each year in 37-43 schools.

So far this year, it is scheduled in 83 classrooms at 25 schools. Those who enjoy working with 10 year olds may volunteer one time, or as often as desired. The schedule is on the LQG website and more information can be found on the Discover Nebraska table. Sheila also reported on plans for the fourth LQG/NSQG sponsorship of National Quilting Day at the Quilt Center. It is Saturday, March 16, and there will be three commercial sponsors, past popular-format activities will be repeated, and there will be some new activities. Featured presenters will be Jay Rich, Molly Anderson, Paulette Peters, and Shelley Burge. Lots of volunteers are needed and there is a sign-up sheet at the table. It is important that spots are filled early since the guild does not meet in December, January, and February, and the March 11, 2013 meeting is less than a week before NQD.

Sandy reminded everyone to read *Ú | æ ã } Á Ú* and noted that Wednesday, October 10, is the deadline for items to appear in the November issue. She invited everyone to peruse the patterns Marlene Rock is offering for sale. Meeting adjourned to Show and Tell at 8:52 PM *Ú ã c Á U } Á*
Minutes submitted by Barbara Caron, LQG Secretary

Cuddle Quilts

Cuddle Quilts have reached many lives in the past 20 + years. Over the last Guild year, 366 Cuddle Quilts were delivered to places such as:
Saint Elizabeth Hospital
Bryan Hospital
Bags of Love
Christian Heritage (foster care facility)
People's City Mission
Cedars Home
HHS

We have a continued need for quilts to be completed. Our work day is the first Friday of the month from 9 am to 2 pm. If you have a bit of time, please join us! If you can't come on our work day, you can always pick up kits or sandwiches at the Cuddle Quilt table on Guild night. If you wish to start a quilt at home, the LQG website has some easy patterns and quilt sizes for you to check out.

Santa Socks 2012

I want to thank everyone for all the donated items over the past year. Don't forget that November is the month to bring your socks for judging and dollars for voting. It's a great time to be creative and support a great cause.

Thank you for your support!

Joyce Pope

Santa Socks Chair



The war is not over, and the need for Quilts of Valor to cover our wounded warriors continues. Therefore, we are challenging the Guild to make **& \$\$\$** Quilts of Valor this year! So, get together with your small groups, or sew on your own, and let's see if we can meet this challenge

We also need long-arming assistance. Julia is quilting most of the QOVs for the Guild but she could really use some help. If you long-arm, please contact Julia (JuliaS@qovf.org) and she can hook you up. Thanks!

Sara Kenny and Julia Schroeder

NATIONAL QUILTING DAY 2013

National Quilting Day 2013 will be held Saturday, March 16 at the International Quilt Study Center & Museum, 33rd & Holdrege.

Please stop by the IQSCM table at the November LQG meeting to sign up to volunteer! Help is needed in many different areas. Contact Sheila Green at 402-483-0453 to see how you can help. Flyers will also be available to invite your friends, neighbors and co-workers.

This is our 4th annual event, sponsored by the Lincoln Quilters Guild and the Nebraska State Quilt Guild. See all the exciting details elsewhere in this newsletter!

Dues are Due!

With the change of the membership year members dues are due before January 1, 2013.

If you have not paid your dues yet, please plan to pay them at or before the November meeting. Dues are \$25. under age sixty five and \$15. over age 65.

They be mailed to me at 5209 South 62, Lincoln, NE 68516. Phone # 402-499-1858

Thanks!

Joni Sauter
Membership Chair



Awards Committee

As you know, there are several awards LQG can give to members who have provided outstanding service and/or leadership to the guild. With the change in the guild's year end, those awards will now be given at the November guild meeting, starting with the meeting in November 2013. Nominations for those awards are due on or before September 1, 2013. Obviously, you have a lot of time to submit those nominations and we will put a reminder in a future Plain Print. However, we wanted to bring this change to your attention now, so you can keep the awards in mind as you see or remember individuals providing service to the guild that might be worthy of a nomination. The nomination form and a list of previous award winners can be found on the LQG website. If you have any questions, please contact one of the members of the Awards Committee: Christina Chapman, Barb Brown, Ginny Harvey and Margrethe Ahlschwede

Quilt Exhibit

Lincoln Quilters Guild members and friends are invited to attend

"Fiber Works," a fiber arts exhibition by the Fiber Funatics at the Bernina Sewing Studio, 1501 Pine Lake Rd. The exhibit is open until December 7 during regular store hours. A Boutique of our handmade quilts, wallhangings, purses, jewelry, hand-dyed fabrics, etc. will be held Thursday, November 15 to Saturday, November 17.



Fiber Funatics include Jo Drueke, Sheila Green, Dorothy Heidemann-Nelson, Cynthia Levis, Roxann O'Hare, Marilyn Rembolt, Cindi Pape, Christy Stoner, Shelly Burge, Merrilee Hansen, Tammy Magill, Karen Murphy, Pat Stava, Lynne O'Rourke, and Peg Pennell.

The following July Treasurer's report was inadvertently omitted in the October Plain Print.

LOG Treasurer Report - July 2012

**Beginning Cash Balance
8/31/2012 \$ 44,753.94**

Beginning Cash Balance 6/30/12 \$ 43,989.03

RECEIPTS

Checking Interest	\$ 1.31
Book/Image Royalties (Fons)	\$ 625.00
Membership dues	\$ 430.00
Y Frame Rental	\$ 25.00
Windmill pattern	\$ 36.00
TOTAL RECEIPTS	\$ 1,117.31

DISBURSEMENTS

1. Operations Expenses	
Insurance and Bonding	\$ 29.14
Store Room Rent	\$ 75.00
2. Educational Services	
3. Community Service	
Cuddle Quilts	\$ 122.78
4. Professional Services	
Bank charge	\$ 2.00
TOTAL DISBURSEMENTS	\$ 228.92
NET CASH IN/(OUT)	\$ 888.39

Ending Cash Balance 7/31/12 \$ 44,877.42

Current Checking Balance	\$ 14,783.85
Current CD Value (next maturation date 1/4/2013)	\$ 30,093.57
Total Cash 7/31/12	\$ 44,877.42

RECEIPTS

CD Interest	
8/31/2012	\$ 2
Bus Trip	\$ 3,450.00
Book Royalties	
Memberships	\$ 1,572.00
Mini Rafe	
Quilts	
Class Fees	\$ 1,167.50
Checking Interest	
est	\$
TOTAL RECEIPTS	\$ 6,341.52

DISBURSEMENTS

1. Operations Expenses	
Insurance and Bonding	\$
Office supplies	
Meeting and Resource room rent	\$ 200
2. Educational Services	
Bus Trip	\$ 3,450.00
Program and Classes	\$ 1,200.00
3. Community Service	
Discover Nebraska	\$ 196
Quilts of Valor	\$ 183
Fair Awards	\$ 140
5. Public Organizations	
AQSG Dues	\$ 120
TOTAL DISBURSEMENTS	\$ 5,535.53

NET CASH IN/(OUT) \$ 805.99

Ending Cash Balance 9/30/12 \$ 45,559.93

Current Checking Balance	\$ 15,
Current CD Value	\$ 30,
Total Cash 9/30/12	\$ 45,559.93

DISCOVER NEBRASKA

We're off to a great start for our presentations about the history of the State of Nebraska and quilting in the 4th grade classrooms! Over 25 schools have scheduled presentations for this school year. Do you like working with 10 year olds? If you do, this would be a great volunteer opportunity for you. You set your own schedule and help as much or little as your schedule allows. This is very rewarding and fun! Contact Sheila Green and join us in the classroom for a "test drive" to see if this is something you'd consider adding to your schedule!

CHRISTMAS PINWHEEL FRIENDSHIP BLOCKS

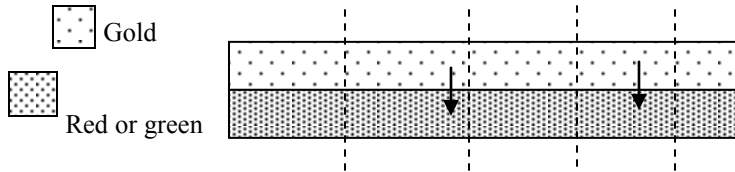
These blocks are done in Christmas colors ô red and gold, or green and gold.

1. Make a strip set of either red and gold or green and gold. Each strip will be cut **2 ½ inches** wide. Sew together with a ¼ in. seam. **Remember to trim off selvages!**

A strip set of 22 ½ inches

long will make one block. (There will be a little left over to play with!)

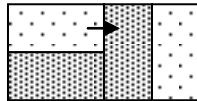
The strip set will measure **4 ½ inches** in width. Press seams to the red or green. (see arrows below)



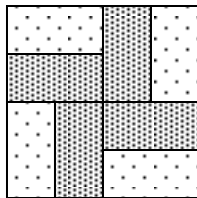
2. Sub-cut the strip set into **4 ½ inch squares**. (see dotted vertical lines above)

3. Sew two sub-cuts together with the red or green part to the inside. **Repeat.**

Press the ¼ inch seams following the arrow.



4. Now join both units into a pinwheel, keeping the red or green fabric to the inside and the gold fabric to the outside. The block will now measure **8 ½ inches**.



The drawing for these friendship blocks will be at the November meeting.

Again, we recommend you use address labels attached to a slip of paper---one for each block you submit.


If you have any questions, please contact:

Gloria Smith: 402-489-0062

Pam Wakeman: 402-826-2944 (in Crete) or e-mail: cv44355@windstream.net

PROJECT FRIENDSHIP-QUILTS FOR JAPAN

Wallhangings for the families evacuated due to damage by the tsunami, earthquakes and nuclear reactors still needed. A special request was received from Japan. 50 "Damesel Fly" wallhanging kits were made and sewn at the Oct. 27 Quilts for Community at the IQSCM. Stop by the ISQSM table at the November meeting to see if some are still available for you to make at home. Patterns will be available via email. Completed wallhangings will be display. Contact Sheila Green for details.



**International Quilt Study
Center & Museum**

From Laura Chapman, Communications
Coordinator at the International Quilt Study Center
& Museum.

Upcoming events at the Museum:

BCJ9A69F

: f Y Y ` 5 X a] g g] c b ` c b ` :] f g h ` : f]
Date: Friday, November 2, 2012
Time: 4:30-7 p.m.
Location: International Quilt Study Center & Museum,
1523 N. 33rd St.
Contact: www.QuiltStudy.org

E i] ` h ` = X Y b h] Z] W U h] c b ` 8 U m

Date: Sunday, November 4, 2012
Time: 1:15-4 p.m.
Description: Staff and trained volunteers examine quilts
and offer information about patterns, fabrics, styles and
estimated age. A history form and documentation label is
be completed for each quilt. Reservations are required;
please call [402-472-6549](tel:402-472-6549). Nonmembers: \$15 per quilt + \$6
General Admission Members: \$10 per quilt
Location: International Quilt Study Center & Museum,
1523 N. 33rd St.
Contact: www.QuiltStudy.org

K c f _ g \ c d . ` A m ` 8 c ` ` ` U b X ` = ` 9 I d `

Date: Saturday, November 10, 2012
Time: 10 a.m.-12 p.m., 1:30-3:30 p.m.
Description: We will explore the exhibitions "What's in a
Name? Inscribed Quilts." The class will be based on the
mid-1800s, using quilts in the exhibition and dolls
(featuring the historical dolls Marie Grace and Cecil, from
New Orleans in 1853). We'll talk about friendship, commu-
nity service and appreciation of those who are different.
The students will create Mardi Gras masks for themselves
and their dolls and enjoy snacks and activities from the
time period. The girls are encouraged to bring their favorite
doll. Cost is \$12 each for members, \$15 for non-members,
plus a \$5 materials fee payable to instructor at class. To
register, call [402-472-6549](tel:402-472-6549).
Location: International Quilt Study Center & Museum,
1523 N. 33rd St.
Contact: www.QuiltStudy.org

**H i Y g X U m ` H U ` _ . ` ` D Y f Z Y W h] b [` h \
E i] ` h g**

Date: Tuesday, November 27, 2012
Time: 12-1 p.m.
Description: The International Quilt Study Center & Muse-
um will share the planning and designing behind the exhi-
bition "Perfecting the Past: Colonial Revival Quilts."
Location: International Quilt Study Center & Museum,
1523 N. 33rd St.
Contact: www.QuiltStudy.org

8 9 7 9 A 6 9 F

9 I \] V] h] c b ` C d Y b] b [. ` ` D Y f Z Y W
b] U ` ` F Y j] j U ` ` E i] ` h g `

Date: Friday, December 7, 2012
Time: All Day
Description:
Location: International Quilt Study Center & Muse-
um, 1523 N. 33rd St.
Contact: www.QuiltStudy.org

X U m Y Y ` 5 X a] g g] c b ` c b ` :] f g h ` : f]

Date: Friday, December 7, 2012
Time: 4:30-7 p.m.
Description:
Location: International Quilt Study Center & Muse-
um, 1523 N. 33rd St.
Contact: www.QuiltStudy.org

Habitat for Humanity

Thanks to LaDonna Pankoke,
Janice Kirchoff, Jane Clegg
and Sally Gowin for the wall-
hangings they've recently do-
nated. Lincoln Quilters Guild
provides a wallhanging to



"welcome" each new Habitat family to their
new home. We will be having a Quilts for Com-
munity workshop at the International Quilt Study
Center & Museum on April 13 to work on the
wallhangings as a group .

November Holders and Folders

Sharon Gaines
Linda Vollmer
Sue Lundy
Carol Curtis

November Greeters

Pat Hackley
Carolyn Kitterer

A Reminder About Announcements

There were some guidelines set up last year regarding announcements. These were designed to keep the Business meeting as concise as possible, thereby encouraging more members to stay for Show and Tell and to

increase the participation in Show and Tell.

The guidelines are as follows:

-Committee Chairs and Board Members will send to the President any information they want to be announced. This can be done by e-mail or regular mail as long as (s)he receives it by Saturday evening or sooner. These will be reviewed and a decision made using the following guide lines:

-Any announcement that can be put in the Plain Print does not need to be announced.

- Any announcement that comes up after the Saturday before the meeting needs to be given to the President in writing so a decision can be made to include it or not.

-Information that can be handed out at your Committee table should be done that way.

-The President will give approved announcements to the President-Elect to announce during the meeting. If it is decided that it is more appropriate for a person submitting an announcement to present it, the announcement will be given back to that person to present.

-Requests for on-going support of a Committee's endeavors do not need to be given unless it is a new request, a one-time project, deadlines are coming up, or additional help is needed.

The Plain Print and social time before and after meetings is the time to encourage support of regular activities.

- Occasionally we are asked to give information from outside our membership or to advise us of events that members may be interested in. These will be reviewed

by the President and President-elect and included as deemed appropriate.

I do not want to discourage any one from giving information to our members but I need to be responsive to the concerns that have been presented by the membership. When we all work together we can make sure that all necessary and appropriate information is given in a brief and concise manner. If you have questions or concerns, please contact me so that we may make sure there are no misunderstandings.

Thank you

Sandra Anderson, LQG President

March Class: Melinda Bula

www.melindabula.com

Class: Tuesday, March 12, 2013

Fabulous Fusible Flowers:

Clematis

Fee: \$45 Pattern: \$12

The deep rich colors of the clematis are intense from its smooth folded petals to its large leaves. I love the spiky stamen in the center. It reminds me of a swirling skirt on the dance floor. This beautiful art quilt can be made in any color you like. Melinda will teach you her fusible flower appliqué technique and help you choose the right colors to make this flower look real. You will use Melinda's book *Cutting Garden Quilts* to make a color chart with your favorite colors. This is like a fusible paint-by-numbers technique...and it's fun! All skill levels are welcome.

Supply List

1 yd background fabric, in a dark color

Tweezers or stiletto to help you move small pieces around

1 yd clear plastic vinyl, medium weight - similar to the product used to protect tables and chairs - we will use it to make a pattern overlay

Straight pins with glass heads

Sharp Scissors for paper and fabric

Rotary cutter, rulers, and mat

Sharpie markers, fine tip and bold tip, in black

4 yds *Steam-A-Seam 2*, preferably 18" width (or what ever you can find)

Plastic baggie - to keep your pattern pieces in

Iron and ironing board (unless supplied by venue)

Tweezers or stiletto

Teflon pressing sheet (optional)

Foam core board, size 19 x 24 - to use as a design board (optional)



New At Lincoln City Libraries

Lincoln City Libraries continues to add new and exciting quilt-related items to its collection. The following are just a few items that have recently been added and are available for check-out. To request an item free of charge, call 402-441-8530, go online at www.lincolnlibraries.org or contact your nearest Lincoln City Library location.

How-To

Applique with Attitude from Piece O'Cake Designs: 10 Projects Featuring Big, Bold Stitches by Becky Goldsmith and Linda Jenkins (2012)

Asymmetrical Quilts by Philly's Dobbs (2012)

Best of Quilting Arts: Your Ultimate Resource for Art Quilt Techniques & Inspiration by Patricia Bolton (2011)

Floral Dimensions: Quilt 3D Flowers with Your Machine by Pauline Ineson (2012)

Modern Minimal: 20 Bold and Graphic Quilts by Alissa Haight Carlton (2012)

More Layer Cake, Jelly Roll & Charm Quilts by Pam Lintott and Nicky Lintott (2011)

Patriotic Quilts by Marianne Fons and Liz Porter (2012)

Quilt a New Christmas with Piece O' Cake Designs: Appliqued Quilts, Embellished Stockings & Perky Partridges for Your Tree by Becky Goldsmith and Linda Jenkins (2011)

Quilting for Christmas by House of White Birches (2012)

March 12, 2013 Class Registration

Offering: *Melinda Bula* teaching Fabulous Fusible Flowers Clematis

Melinda's website: www.melindabula.com

Date/Time/Cost: **Tuesday, March 12, 2013**
 9:00-4:00 pm
 \$45 per person plus \$12 pattern fee

Location: College View Seventh-day Adventist Church, 49th & Prescott Ave.
 Come in door number 2 on the south ground level

Your name: _____
 Your address: _____
 Your phone #: Daytime _____ Night _____
 Email: _____

Send check payable to LQG. (If you don't have email, include a business sized self-addressed envelope)

Vicky Skuodas, 431 E 11th St * Crete, NE 68333 * (402) 826-5008 * gs20937@windstream.net

When you send your registration and check, please make check out for the amount of the class only.

B U h] c b U ` ` E i] ` h] b [` 8 U m ` & \$ % `
Saturday, March 16 Doors open 9am-4pm
= b h Y f b U h] c b U ` ` E i] ` h ` G i h X m ` 7 Y b h Y f ` i n c d n ` N E ` A i g Y i a
: F 9 9 ` 5 8 A = G G = C B

- Continuous demonstrations on all 3 floors 10am to 3pm Sponsored by Lincoln Quilters Guild, Nebraska State Quilt Sewing Studio, Handi Quilter, Bernina Sewing Studio.
- * 2nd floor: Document your Quilts, You use THAT for Quilting? Discover Nebraska
 - * 3rd floor: "Let's Learn How to Piece a Quilt" & "Hand Work" demonstrations
 - * Visit Quilt Exhibitions Gives America the Blues, Perfecting the Past, Colonial Revival Quilts, & Historic Quilt Photos www.nsqq.org Updates and photos at www.LincolnQuilters.com
 - * Demonstrations by Handi Quilter, Bernina Sewing Studio, Lincoln

1st Floor Lectures in the Seminar Room

- 10:00 & 11:00 Shelly Burge e i] ` h ` X Y g] [b Y f # U i h \ c f . . . [B c h ` m c i f . . . f U b X a c h \ Y f D g ` G h f
- 10:30 & 11:30 Bay Rich ` Z] V Y f ` U f h] g h . . . [= b X] [c ` 8 m Y] b ["
- 11:00 & 12:00 Paulette Peters e i] ` h Y f # U i h \ c f . . . [D ` c d ` U ` D] W h i f Y I
- 11:30 & 12:30 Molly Anderson h Y I h] ` Y ` U f h] g h . . . [7 c b h Y a d c f U f m ` E i] ` h Y X ` H Y I h] ` Y

Southeast community college

"Easy & Wacky Piecing Techniques"

9 a.m.-4 p.m. Saturday & Sunday
Feb. 16 & Feb. 17, 2013 ♦ \$159
with Mary Lou Weidman

SCC Continuing Education Center
 301 S. 68th St. Place, Lincoln

Discover fast, fun, whimsical, and funky blocks with less cutting and in less time from a master artist, quilter, painter, writer, lecturer, and workshop teacher!

Space is limited... register soon!
Call 402-437-2700 today!



www.southeast.edu/continuing



Lincoln Quilters Guild
 P.O. Box 6861
 Lincoln, NE 68506

2012-2013 LQG Officers

D f Y g]-X Y b h · Ûæ } á ^ ÁÆ } á ^ / • [}
 J] W Y · D f Y g] X Y b h · Ûæ } á ^ ÁÆ } á ^ / [áæ ·
 G Y W f Y-h U f m · Óæ / à Á Ôæ / [}
 H f Y U g-i f Y f · Ó@ / á · c á } æ Á Ô@æ] { æ }
 D f Y g]-X Y b h · Šā } áæ Á Ôæ ā \ ^ /
 J] W Y · D f Y g] X Y b h · Šā } áæ Á S ^ } } ^
 Tæ / ^ Á Û ^ á / æ \
 H f Y U g-Y f Y W h · Tæ / · @æ Á Ô [} / ^ ^
 5 X j]-g c f · R [^ & ^ Á Û [] ^



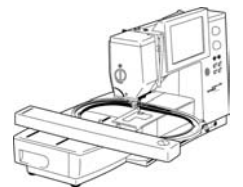
Kris'
 Custom Quilting
 www.kcustomquilting.com

- ~ All over, edge to edge, and custom quilting available
 - ~ U ç ^ / pãtographs to choose from!
 - ~ Øæ turn-around
 - ~ Binding service, custom labels, and photo quilts
 - ~ Custom quilts – Pæ ç ^ Á ā c Á ^ [~ / Á , æ ^ Á
- E-mail: \ & · c [{ ~ ~ ā | c ā Á Û @æ / ^ / K&I / € GÈ I Ì È ì Ì]
 in Lincoln, Nebraska

D 5 = 8 · 5 8 J 9 F H = G 9 A 9 B H

BERNINA⁺

- ~ Bernina Sewing and Embroidery Machines and Sergers
- ~ BSR – Bernina Stitch Regulator
- ~ Horn Sewing Cabinets
- ~ Machine Repair



BERNINA⁺
 Nothing Sews Like a Bernina. Nothing.

1501 Pine Lake, #12 • Lincoln, NE 68512
 402-423-3108

Check our website for our latest class of Bernina buzz.com

D 5 = 8 · 5 8 J 9 F H = G 9 A 9 B H