


Inside this Issue

November Program 1
 Registration for November class 1
 President's Message 2
 Hearts and Hands Afternoon
 Workshop 2
 Piecemakers 2
 Evening Stars evening workshop 2
 Next Newsletter Deadline 2
 Treasurer's Report 3
 Preemie Cuddle Quilts 3
 Yoplait Pink Lids 3
 Ricky Tims Coming 3
 Santa Socks and Sacks 3
 October 2006 Minutes 4
 Keep your email current 4
 Alzheimer's Quilts 5
 The Astrology of Quilters 5
 Fabric Exchange Table 5
 Quilt Challenge 6
 Friendship Block 6
 Katy Coleman Sanity Quilts 7
 LQG Nickel Swap 7
 Cuddle Quilt Size Guild 7
 Advertisements 7 and 8
 Officer listing 8



Lincoln Quilters Guild
Quilting since 1973

Meeting the *second Monday*
 of each month

September through May
(except December)

Gathering at 6:30 p.m.
Program & Meeting
at 7:00 p.m.

College View Seventh-Day
 Adventist Church
 4015 South 49th Street
 Lincoln, Nebraska

On the Internet at
www.lincolnquiltersguild.org



November Speaker
Judy Woodworth

Monday, November 13 • 7 pm

Our November speaker is Judy Woodworth from Gering, Nebraska. Judy is a national award winning quilter and full time professional longarm machine quilter. Many of her customers have won prestigious first place awards also. She loves making colorful original art quilts, appliqué quilts, wearable art and quilting whole cloth quilts. She uses her computer and scanner for much of her design creation. We will be treated to a trunk show of her work which will demonstrate composition, color and general design principles. To see more of her work on-line, go to www.jwquilts.com

Judy's class on **Monday, November 13th from 9 a.m. to 4 p.m.** is "Colorwash Bargello." Class members will sew an original strip-pieced Bargello wall hanging. Judy will provide an 8-page color booklet with easy to follow directions. She'll teach class participants how easy it is to change the motion of the Bargello wave to take this design to new creative levels. There are still some openings in this class. The fee is \$30.

Shelly Burge Coming in January 2007

The January class will be held on **Tuesday, January 9th from 9 a.m. to 3 p.m.** and will feature Shelly Burge teaching "Postcards, Trade Cards and Fun." Join in the latest craze using a myriad of techniques and embellishments to create the smallest quilts ever. An added bonus is how readily these techniques can be applied to making larger art quilts. Class fee is \$30. *Registration form is on page 2 of this newsletter.*

All classes are held at Sheridan Lutheran Church at 70th and Old Cheney.



November 13, 2006 Class Registration

Who/What: *Judy Woodworth teaching "Colorwash Bargello"*
 Date/Time/Cost: **Monday, November 13, 2006**
9:00 a.m. to 4:00 pm
\$30/per person
 Location: **Sheridan Lutheran Church 70th and Old Cheney • Room 113**
 Your Name: _____
 Your Address: _____
 Your Phone #: Daytime _____ Night _____
 Email _____

Send check payable to LQG plus a business sized self addressed stamped envelope to
 Becky Haynes • 5720 Caymus Court • Lincoln NE 68526 • 483-7020 • haynes1213@aol.com

OFFICIAL PUBLICATION
OF THE
LINCOLN QUILTERS GUILD
LINCOLN, NEBRASKA

Published nine months of the year:
August, September, October,
November, January, February, March,
April, and May.

Editor and Layout:

Lin Gowin-O'Brien

Circulation: Carol Curtis

The deadline to submit articles and
ads for inclusion in the *Plain Print* is
the Wednesday following the Guild
meeting.

**Next October
newsletter deadline:
November 15**

ADVERTISING

Business Ad Rates:

A 3 1/2 " x 2" sized ad is \$20 for the
first month and \$15 per month for
subsequent months.

A 3 1/2 " x 4" sized ad is \$35 for the
first month and \$30 per month for
subsequent months.

Ads must be camera-ready.

Classified Ad Rates:

Any individual may place a classified
quilt-related ad in the "Quilters'
Exchange" at a cost of \$5.00 for 30
words. Send exact text for ads.
Send articles and ads with payment
(payable to "Lincoln Quilters Guild")
to:

Lin Gowin-O'Brien
642 S. 28th Street
Lincoln, NE 68510
Telephone: (402) 477-6545
Cellular: (402) 304-8438
Email: Linobrien@netscape.net

President's Message

Well, I think we had fall somewhere here in the last few weeks. I think... Today sure feels like winter to me! I love fall and parts of spring. I hate the awful summer heat, the horrible wind, the cold, the ice, and I'm not really fond of snow (unless I'm inside... all snug watching it while sipping hot chocolate and quilting). Aren't we fortunate that quilting is an all-weather activity!!

I sure hope you all had as much fun as I did at our October meeting! I laughed and laughed! I went to Grand Island (to bring Ami back to the Lincoln airport), so I also went to the Grand Island guild meeting. Ami did a different lecture and I laughed through it, too! I'm am so grateful we were able to have Ami come to our guild!

The Alzheimer's: Priority Quilts information is in this newsletter (page 5). Please read it and be thinking of a small quilt you could make for it. We will be discussing it at the November meeting!

Oh... don't forget your Santa Socks and bags for the November meeting. Remember to bring items to stuff in the socks....and LOTS of cash for voting!!
See you in November.

kate laucomer

LQG President 2006-2007



January 9, 2007 Class Registration

Who/What: *Shelly Burge teaching "Postcards, Trade Cards and FUN"*

Date/Time/Cost: **Tuesday, January 9, 2007**

9:00 a.m. to 3:00 pm

\$30/per person

Location: **Sheridan Lutheran Church 70th and Old Cheney • Room 113**

Your Name: _____


Your Address: _____

Your Phone #: Daytime _____ Night _____

Email _____

Send check payable to LQG plus a business sized self addressed stamped envelope to

Becky Haynes • 5720 Caymus Court • Lincoln NE 68526 • 483-7020 • haynes1213@aol.com



Hearts and Hands

Afternoon Workshop


Come join us at our Afternoon Workshop that meets monthly (except in December). Bring a project to work on or just come and visit. We have "Show and Tell", question time, work on Cuddle Quilts, and more.

**Christ Lutheran Church
Fellowship Hall
4325 Sumner Street
1:30 pm
4th Monday of the Month**

For more information call: Judy Edwards
489-7395 or Arlene Lynn 466-5148.

Piecemakers

A newer small group
that meets monthly. All
levels of quilters are
welcomed.



The November meeting will be the
5th Thursday of this month
at 1:00 in the afternoon
Sew Creative
5221 S. 48th Street

Call *Willa Smith* for future meeting
locations at 420-2422. *Please* leave a
message and I will return your call. Or
you can email me at
rswd660@inebraska.com

Evening Stars



Evening Workshop —

Meets the 4th Monday of each month,
at 6:30 pm at the **Sew Creative** in the
Sutter Place Mall. 5221 S. 48th Street.

During June, July and August this
group also meets on the 2nd Monday
at the same time and location.

For more information, contact Dana
Atteberry at 474-1150.



LQG Treasurer Reports September 2006

Beginning Checking Balance 9/1/2006 \$22,240.88

INCOME

Checking Interest	7.27
Fall Retreat Income* (self funding event)	6,035.00
Mini Raffle Quilts	68.00
Advertisements	205.00
Programs and Classes	790.00
Book Royalties	30.92
Membership Income	<u>1,025.00</u>

TOTAL INCOME \$8,161.19

EXPENSES

Admin. (membership books)	407.19
Bank Service Charge	5.55
Hospitality	13.98
Library books	25.79
Programs and Classes	400.00
AQSG dues	100.00
Meeting Room Rent	150.00
Resource Room Rent	100.00
State Fair Awards	100.00
Newsletter printing	<u>325.72</u>

TOTAL EXPENSES \$1,628.23

OVERALL TOTAL \$6,532.96

Ending Checking Account Balance 9/30/2006 \$28,773.84

Total CD's (matures 1-29-07) 9/30/2006 \$19,078.57

TOTAL ASSETS 9/30/2006 \$47,852.41

Dani Hecker
Treasurer 2006-2007

Preemie Cuddle Quilts

We currently have a specific need for Preemie cuddle quilts for the NICU units at the hospitals. The sizes for preemie quilts have changed.

18" x 24" – Made with 2 pieces of flannel with thin batting. Envelope turn so you don't do binding. Quilt lightly.

24" x 30" and 36" square – A pieced top with thin batting and a flannel back. Bind or envelope turn. Quilt lightly.

If you need to contact Anita Ahrens and can't reach her at the number in the membership book, call her cell phone at 580-6068.



Yoplait Pink Lids

The November meeting is the last for you to turn in the lids. Please remember, it is only the pink lids... the red lids do not count.



RICKY TIMS COMING!

Enjoy Ricky, along with Alex Anderson and Libby Lehman.

August 16-18, 2007

Omaha's Holland
Performing Arts Center

Large group registration \$159 (payment due May 14).
Omaha Quilters Guild fundraiser for the International Quilt Study Center.

It's not too early to start planning for 3-days of fun! An informational meeting will be held before the January LQG meeting. A limited number of motel rooms have been reserved. Please call or email if you're interested, and I'll put you on our list of potential attendees. You'll be first to receive the most current information.

Contact Sheila Green for details
at 483-0453.

Santa Socks



It's Christmas in November! Bring your Santa Socks/Sacks to the November guild meeting. Be sure to bring plenty of dollar bills to vote on your favorite Sock. Remember that all the money collected means we can stuff the socks to make someone's holiday brighter. Also needed are any small items that could be used as sock stuffers.

Don't have time for a sock? Then try a few **Santa Sacks. Instructions below.**

1 fat quarter Holiday fabric

3/4 yd. ribbon or cord for drawstring

1. Fold down about 1" along one 22" edge of the fat quarter. Stitch, forming casing.
2. Fold fat quarter in half with right sides together – should measure about 11" x 17"
3. Sew across bottom and up one long side ending at casing.
4. Turn right side out. Thread ribbon through casing. Knot ends together

Questions? Call Gloria Smith at 489-0062 or Sandra Gruntorad at 423-5828

Minutes of the Lincoln Quilters Guild – October 9, 2006

College View Seventh-Day Adventist Church – Lincoln, Nebraska

President Kate Laucomer called the October 9, 2006 meeting to order and welcomed everyone.

Becky Haynes introduced the speaker for the evening, Ami Simms. Her presentation was "Humorous Quilts and Their Makers." She showed a slide show of quilts that was very entertaining. Ami is also the quilter who organized the Alzheimer's Art Quilt Initiative. The members who took Ami's class "Twisted Sisters" showed what they made in the class. The business meeting followed.

Announcements: Judy Lane

- Greeters: A thank you to Pam Wakeman and Tanna Kinnaman.
- Refreshment committee this evening were Bev Vogel, Chair, Barbara Kitsmiller, Andrea Padberg, Zita Schneider, Rose Kastl, Sally Basham and Sandra Wade.
- Retreat Committee: Everyone going to retreat and planning to make the Chicken Dance quilt will ALSO need to bring 1/3 yard fabric for the background/border. If someone you know going to retreat is not here, please tell them about this announcement.
- Cuddle quilts: There were 30 cuddle quilts turned in at the September meeting. 80 quilts have been delivered for this year so far. Anita Ahrens thanked all of us for our faithful stitching.
- Hoffman Challenge: Vicky Skuodas and Gloria Smith have quilts in the Traveling Hoffman Challenge. If you want to find out where the quilts are going you can go to www.hoffmanchallenge.com
- Carol Falk sent a thank you for the support of the State fair quilt Competition. She won the Founder's Award ribbon.
- New comer to Lincoln: A person who has moved into Savannah Pines is anxious to get into a small quilt group. She prefers afternoon, does not drive. If you wish to get in touch with her for your small group, please talk to Anita Dover or Judy Lane.
- Potluck Quilts: There are Art Quilts from the Piecemakers by 53 artists from the Rocky Mountain region Hastings Museum of Natural and Cultural History in Hastings, Nebraska on display through October 31, 2006. This exhibit looks at Traditional Potluck Suppers. For further information call 1-800-508-4629.
- IQSC Exhibition: This exhibit is at the Great Plains Art Museum at 12 & Q streets. It is an International Quilt Study Center exhibit. It will be there from October 6th to March 18th. The best part of all is that it features some of the doll quilts by Mary Ghormley. Mary helped found the Lincoln Quilters' Guild. Her doll quilt collection extends up to around 200 quilts. There will be 40 on display with antique doll cribs and cradles. It is one of only a few such quilt collections in the world. Mary will be giving a special talk on

Wednesday, October 18th at 3:30 pm. Her talk will be entitled "Childhood Treasures Quilts Made for and by Children."

New Business

Bus Trip

The question has been raised whether we would be interested in doing a 2-day (Saturday and Sunday) bus trip in the Spring. A show of hands was in favor of the 2-day bus trip.

Santa Socks

Gloria Smith said the Santa Socks are due next month. She showed a Sock made by Mr. Rogers, a new member. Santa Socks may or may not be decorated. They will be voted on with dollar bills, which will go towards items to be purchased to fill the Socks. You can also make Santa Socks. Gloria did not bring the recipe but said it is in October's Plain Print. She mentioned there was some pre-quilted fabric donated to the guild on the table for anyone who wanted to take it home. She also said there will be some prizes. You can bring small items to be placed in the socks and sacks.

Cold Water Creek Raffle Quilt

Diane Deahl and Deb Bauer-Knopp work at Cold Water Creek Women's Clothing store in Lincoln, Nebraska. They made a raffle quilt to raise money for Breast Cancer Awareness.

Minutes

Kate Laucomer asked if there were any corrections in the Minutes as printed in the Plain Print. They stood approved as printed.

Treasurer's report

Kate Laucomer asked if there were any corrections in the Treasurer's report as printed in the Plain Print. They are remanded for audit.

Alzheimer's Priority Quilts Kate Laucomer mentioned information on the Alzheimer's: Priority Quilts will be in the next Plain Print. We will discuss doing this project at the November meeting. Registration forms would be available at the meeting. One collection person would collect the quilts, do an online email registration, and be responsible for mailing the quilts to Ami Simms. The guild would pay the postage. You can get more information OR you can get it on line on Ami's site: www.AmiSimms.Com

Pink Lids

Kate Laucomer is collecting Yoplait Pink Lids again this year. Those who are interested in participating should turn the lids in to Kate at the November meeting. She will mail them in. There is no cost to LQG. If interested, next month is the last month for you to turn in the lids. Please remember, it is only the pink lids, the red lids do not count.

Old Business

Raffle Quilt

Jayne Wolf presented the raffle quilt to the Guild. Jayne said she got the pattern for the

Cocks Comb design from the book Simple Blessing by Kim Diehl.

Classes

Becky Haynes said Judy Woodworth's class on "Colorwash Bargello" is November 13, 2006, from 9:00am to 4:00 pm Shelly Burge's class, "Post Cards, Trade Cards, and Fun" will be Tuesday January 9th 2007.

Committee Reports

- Friendship Blocks: Seven sets of blocks were won by members.
- Mini Raffle: Dana Atteberry and Sue McKee announced we earned \$144.50 on the Mini Raffle. A quilts made by Sharlee Green, Doni Boyd, and Mary Werner were won by Georgia Jones, Cindy Hanzel, and Joni Sauter respectively. A book and gift certificate from Judy Lutgen was won by Sharon Minear. A mini iron from the Quilted Kitty was won by Donna Jensen. And a pair of bonus books from Dorothy Chapman were won by Marsha Conley.
- Cuddle quilts: There will be more patterns next month.

The meeting was adjourned to Show and Tell.

Minutes submitted by
Sharlee Green, LQG Secretary

Please keep your email address current with LQG

Send Kate Laucomer your email address if you wish to receive email notices on events not posted in the PLAIN PRINT. We are continuing to email and post the newsletter on our website for all editions.

Since FEBRUARY 2006, to save postage and printing cost, the Plain Print is only mailed to those who don't have email or wish to receive a printed copy. You can email Kate your address at:

LincolnQuilters@aol.com or call her at 423-4611.

Many of you have changed your email addresses over the last several months. If you have and want to receive the newsletter and other guild emails, please send an email to Kate. If you are new or renewing this fall, please fill the information on your membership form. It will be forwarded to her.

Alzheimer's Quilts

Ami Simms was at the October guild meeting and told us about the Alzheimer's Art Quilt Initiative. AAQI is a grassroots effort to raise awareness and fund research to find a cure for Alzheimer's disease. All profit is donated to Alzheimer's research. To learn more about this, go to her website at www.amisimms.com/alartquin.html

Donations of completed quilts will be accepted at any time. At present, this project will continue until the summer of 2009. Here's how it works:

- Quilts must be no larger than 9" x 12" and fit into a flat cardboard priority mailer without folding. Any theme, style, or technique is welcome.
- They must be free from any embellishments that can not withstand the "careful" care provided by the USPS. This can include being driven over by one of the cute little mail trucks.
- Quilts must be submitted by the maker(s). Or, if you are registering quilts on behalf of others, see below.
- If the design is from a pattern or other source not your own, permission of the copyright holder in writing must be secured BEFORE you register, you must indicate you have permission when you register, AND written permission must accompany the quilt when you mail it in, unless other arrangements have been made.
- All rights to the quilt are retained by the designer except the rights to exhibit, sell, and publish the quilt and accompanying information (in all media, in perpetuity) for the purposes of publicity and fundraising. These rights are given to Mallery Press, Inc. by the act of donating the quilt to the Alzheimer's Art Quilt Initiative.
- Quilts will be sold by auction (Internet, live, or silent) or sold outright at the discretion of Ami Simms with proceeds from the sale going to fund research for Alzheimer's disease. The purchase price of the quilt will be listed on this web site.
- You will not be notified as to who purchased your quilt. Messages may be shipped with the quilt to the future buyer.
- Each quilt must be pre-registered, individually, via email. You will receive a return email assigning your quilt a number. Include that number on the quilt back in the lower right hand corner. Ship it following the instructions in the return email.

- You will need to provide the following information (we will have forms at the guild meeting or you can write the information on a sheet of paper and bring to the meeting with your Alzheimer's quilt) for each small quilt you make. Turn quilt and information into Kate Laucomer.
- Title of quilt:
- Made by:
- City/State/Country:
- Width: Length:
- Designer: (If other than the maker, DO YOU HAVE WRITTEN PERMISSION? If not: STOP! You must have written permission from the designer.)
- Materials/techniques:
- Artist's Statement:
- Your email address if you wish it to be published:
- Dedication: (Use this space to share your connection with Alzheimer's or to honor someone you care about; may be edited for space/clarity.)
- How can the buyer of your quilt display it?
- Conventional Sleeve
- Fast Finish Triangles
- Hang Hook
- Plain Back
- Other

The Astrology of Quilters

(based on an article by Luana Rubin, *McCall's Quilting*, October 2004)



Scorpio October 23 — November 21

The Scorpio quilter is often known for their one amazing technique that they have perfected and raised to an art form. They have a focus and tenacity, and a charisma that is partly due to their sharp wit. They have an intense inner life which feeds their creative forces.

LQG Fabric Exchange Table

1. No money is involved (beyond your initial cost for fabric).
2. The table will consist of an assortment of fabrics in these sizes:
 - a. 9" squares
 - b. ¼ yards – straight cuts or fat quarters
 - c. ½ yards
3. You trade one-for-one.
 - a. one 9" square for one 9" square, one ¼ yard for a ¼ yard, one ½ yard for a ½ yard.
 - b. You cannot trade a ½ yard for two ¼ yard pieces or vice versa.
 - c. The trade must be "like for like".
4. If you contribute a "unit", but don't find one you want that month, you will be given a coupon to redeem at a later meeting. Coupons do not expire; neither will they be replaced if lost.





LQG QUILT CHALLENGE 2006-2007


Remember that challenge! Design and create a quilt that would reflect one of your favorite literary characters.

There are still **6 packets left** for the challenge. We will be selling them prior to the November guild meeting. If you want to purchase one before that time, please call Judy Lane (466-4541) to make arrangements. All rules, submission card, and judging information are written on the "book jacket" for the fat quarter. **Cost of packet is \$5.00.**

Judy, Elizabeth, Joyce,
and Rosalind



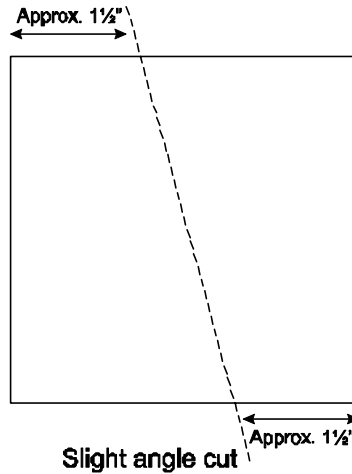
Congratulations to Gloria Smith and Vicky Skuodas! They each have a quilt traveling in with the Hoffman exhibits.



Congratulations to Millie Fauquet!! She and her husband Arsene, recently celebrated their 50th anniversary.

Crazy 4-Patch Friendship Block

Martha Lane and Donna Welte have been brain-storming to come up with a new "twist" in the monthly *Friendship Blocks*. This idea is simple and won't require a pattern. Just follow these simple instructions



Cut 6½ "squares; any color and a variety of values

Layer squares, right sides up. (Use at least 2, and up to 6 squares.) Cut through the middle portion of the block stack at a slight angle, taking care to leave about 1½ " from the edges.

Rearrange or 'shuffle' your fabrics by taking the top fabric from one side of your stack and moving it to the bottom of the same side stack.

Example: your stack of 4 squares from top to bottom is red, blue, green and purple.

After cutting take one red half and move it under the purple. Sew the diagonal sides together. Since the winner will be doing the final sewing and trimming this isn't too critical, just keep in mind that you could be the winner.

Your 4 combo colors will be, from top to bottom red/blue; blue/green; green/purple and purple/red. This technique will work with an even or odd number of squares, remembering that each stack needs to be sewn before a new stack is started because the angles you cut will vary.

Kansas Dugout

If you won blocks at the October meeting. Here are the finish instructions on how to assemble those blocks.

Corners should not be trimmed!!

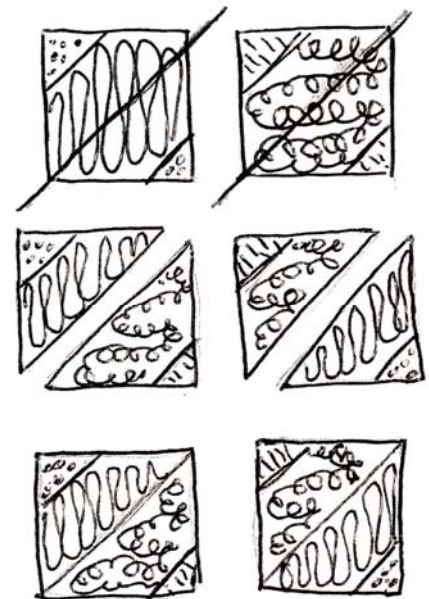
1. Cut the 6½" square diagonally to make two triangles. *Repeat with the rest of the 6½" squares that you've won!*

2. Sew a light triangle to dark triangle:

3. Trim the new squares to 6" squares after the triangles are sewn together.

YOU decide how you'll trim the corner triangles.

4. Stitch all the blocks together (make more if you want to) and you'll have a scrappy KANSAS DUGOUT wallhanging, throw or a cuddle quilt.





Katy Coleman is a Nebraska quilter and has been quilting for 30 years, focusing primarily on original non-traditional works for the past 12.

Her contemporary quilts, as well as her traditional pieces, are extensions of her tendencies to venture outside the norm and feature a wide variety of styles, techniques

and themes. Selected pieces have been shown in galleries and private collections throughout the United States and Canada.

Katy has taught on the local, regional and international levels, where her workshops have been well-received by those eager to explore their own new directions. In 2006, she was nominated for the honor of "Professional Teacher of the Year" by Professional Quilter Magazine. Attendees at Katy's interactive trunk shows have found them lively, humorous and entertaining.

To learn more about Katy's quilts, log on to her website at: www.katycolemanquilts.com



Cuddle Quilt Size Guide

Ever wanted to help with cuddle quilts but didn't know what size to make it? We're repeating this information that was printed in January and May 2006 *Plain Print Newsletters*. Thanks to Jean Baker who originally supplied these measurements.

Listed below are the size of squares and the count of how

many are used for both Cuddle and Twin size Quilts.

CUDDLE QUILT SIZE

Size of Square	Number of Rows	Number per Row	Total Number	Quilt Size
2.5"	22	26	572	44 x 52"
3"	18	22	396	45 x 54"
3.5"	15	18	270	45 x 54"
4"	12	15	180	42 x 52.5"
4.5"	11	13	143	44 x 52"
5"	10	12	120	45 x 54"
6"	8	10	80	44 x 55"


TWIN QUILT SIZE

6"	13	16	208	71.5 x 88"
----	----	----	-----	------------

(a twin size is normally 72 x 84" but this will vary by block size).

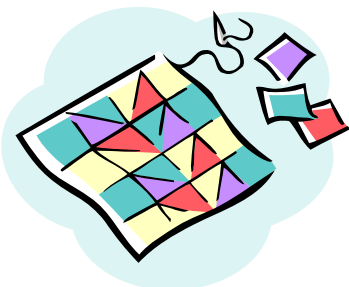
Q. What did the frog say when she made a mistake while quilting?

A: (You guessed it!) Ripp-itt! Ripp-itt!



Remember!
Stressed spelled backwards spells "Desserts"

LQG NICKEL SWAP



We're still doing the Nickel Swap and you can still participate! All you have to do is follow the instructions below.

- ONE YARD 100% pre-washed cotton fabric – (28 pairs).
- Yes, you can use yardage from your stash – but be kind!
- We need Darks and Lights as well as Mediums
- Trim selvages off
- Cut 5 inch squares
- Stack fabric squares in twos – alter each pair at a 45 degree angle so it's easy to grab just two at a time.
- Place all trades in large "zip-lock type" bag labeled with your name.
- BRING TO MEETING – Pick up your swap (27 pairs) at the following meeting!

Submitted by Doni Boyd
nequilter@hotmail.com



Cosmic Cow
Bright, **Bold** and Fun
FABRICS

Hand dyed and Hand painted fabrics

Come in for the **COLOR** – Stay for the **FUN!**

6136 Havelock Avenue • Lincoln, NE 68507 • (402) 464-4040
Open: Monday – Saturday 10-5 • Thursday til 8 pm

PAID ADVERTISEMENT



Lincoln Quilters' Guild
 P.O. Box 6861
 Lincoln, NE 68506

2006-2007 LQG Officers

President	Kate Laucomer
Vice-President	Becky Haynes
Treasurer	Danielle Hecker
Secretary	Sharlee Green
President-Elect	Judy Lane
Vice-President Elect	Cathie Miller
Treasurer-Elect	Kimberly Shelley
Adviser	Linda Loker

SPICE OF LIFE

Pattern Designs by Leah Olson

Palmyra, Nebraska

Phone/Fax: 402-780-6236

www.spiceoflifequilts.com

spiceoflife@windstream.net

variety of patterns for all abilities

SIGN UP FOR OUR FREE NEWSLETTER!

LOG ON TODAY!!!

PAID ADVERTISEMENT

The Quilted Kitty®



4300 S. 48th Street

Lincoln, NE 68506 • (402) 420-9292

Fast, friendly service • Quality fabrics and supplies
 Block of the Month kits • Strip Club

Visit our website and sign up for our online newsletter
 OR stop in and visit us at our new location

www.quiltedkitty.com

PAID ADVERTISEMENT

Acorn Ridge Quilting

Longarm Machine Quilting

Quilts for Sale

402-994-2281

By appointment

Only

Sara Velder

4032 310th Street

Elmwood, NE 68349

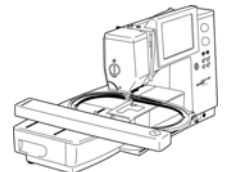
www.acornridgequilting.com

Email: sara@acornridgequilting.com

PAID ADVERTISEMENT

BERNINA Sewing Studio

- Bernina Sewing and Embroidery Machines and Sergers
- BSR-Bernina Stitch Regulator
- Horn Sewing Cabinets
- Machine Repair



Nothing Sews Like A Bernina. Nothing.

BERNINA®

1501 Pine Lake, #12 • Lincoln, NE 68512

402-423-3108

www.berninabuzz.com

PAID ADVERTISEMENT