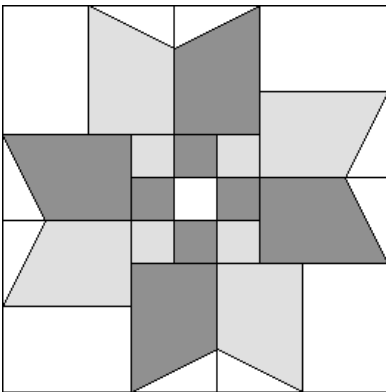


Nebraska Windmill

rotary cut and paper pieced version – 12" finished block size

© 2017 Kate Laucomer with permission for use by
Lincoln Quilters Guild, P.O. Box 6861 Lincoln, NE 68506



For **each** block, cut:

from light fabric:

- 1 – 2" square
- 4 – 2-3/4" x 4-1/2" rectangles


from medium fabric:

- 4 – 2" squares

from dark fabric:

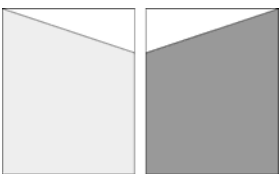
- 4 – 2" squares

PLUS: medium & dark fabric for paper piecing.



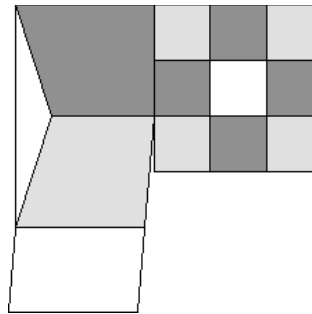
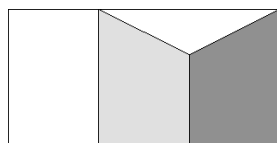
1. Using 9 - 2" squares, sew together to form a 9 patch unit.

You will also need to make 4 paper copies of each paper piece unit.



2. Paper piece so you have 4 medium fabric units like the left, and 4 dark fabric units like the right.

3. Using paper pieced units and light rectangles, sew together to make 4 side units like this:



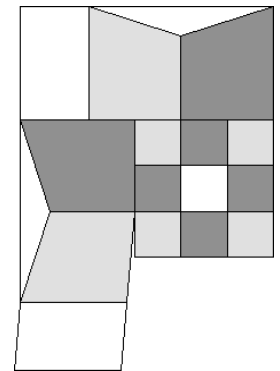
4. Sew 1st side unit to 9 patch.

NOTE: Line up dark "B" piece with top of 9 patch and **sew a partial seam only** (along 2 squares of the nine patch).

NOTE: dark pieces form a Nebraska shape coming out of center side square of the 9 patch.

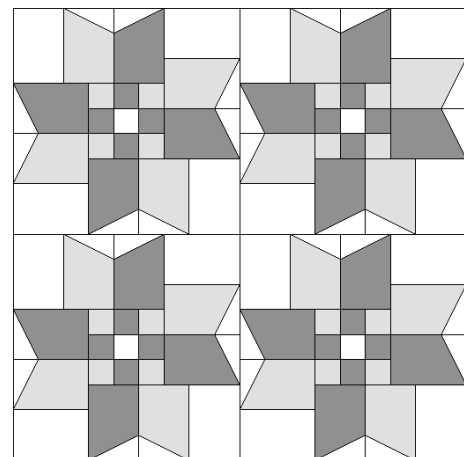
5. Add next side unit to top of block.

6. Add remaining 2 side units to block in the same manner.

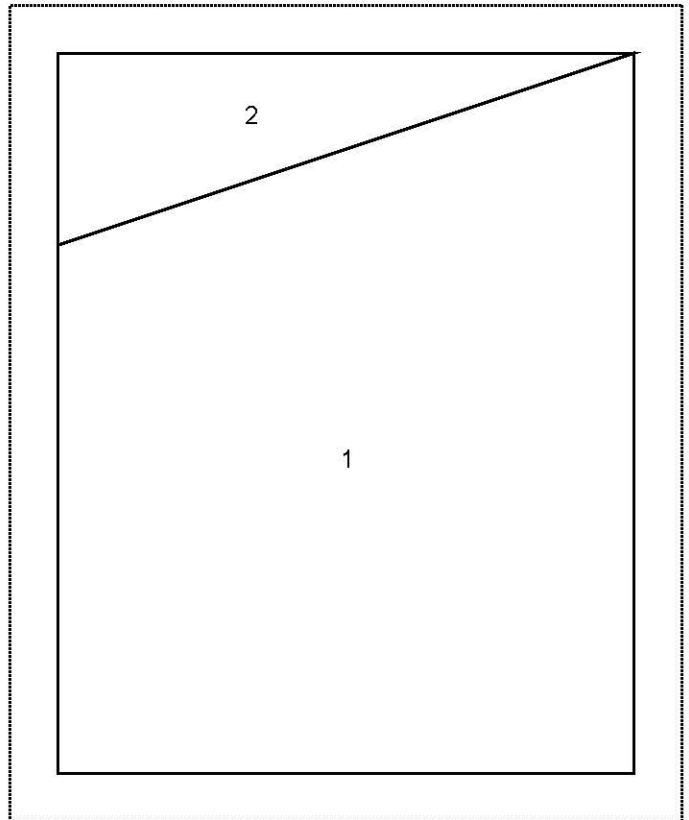
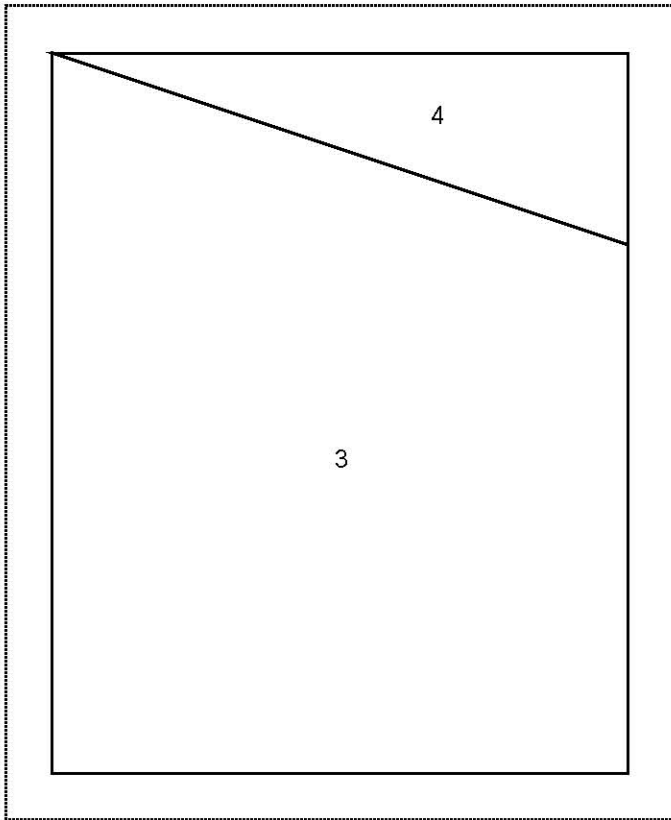


7. Finish sewing the original first seam.

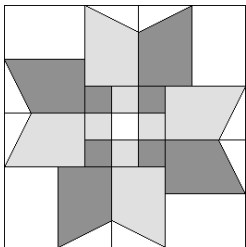
NOTE: If you make ALL of the blocks this way, when you set them together, they look like this:



Notice how it doesn't line up?
See alternate block on next page.



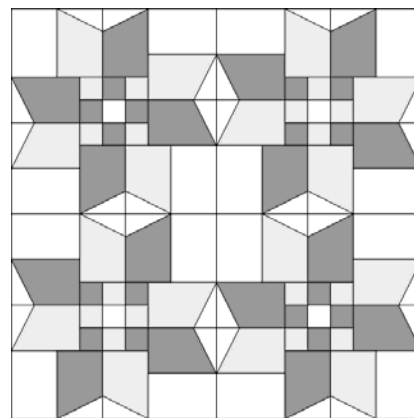
Alternate block:



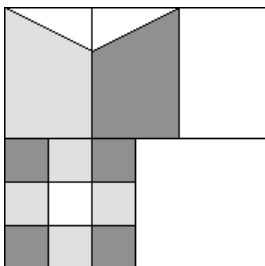
You cut everything the same.

You paper piece the same.

You sew the light rectangle next to the DARK Nebraska shape instead of the light shape.



The points all line up now.



You do the first partial seam like this.

In 1977, The Lincoln Quilters Guild (LQG) sponsored a contest to select a quilt block to honor the State of Nebraska. The contest was in conjunction with Quilt Symposium '77: Fine Art, Folk Art, planned & hosted by LQG. The 85th Nebraska State Legislature passed Legislative Resolution Number One in January 1977 to designate the winning block as the Official Nebraska Block. The winning block, Nebraska Windmill, was designed by E.S. "Bud" Dunklau of Lincoln, NE. Bud & Carol Dunklau gave the original block pattern & rights to the pattern to LQG. LQG gave the original cloth block to the Nebraska State Historical Society.