

On February 11, 2002, Ellen Eddy will take your breath away with her program, *Thread Magic*. She will talk about machine embroidery and quilting as a design element and will include techniques such as stitch-in-the-ditch, echo quilting, quilting as line drawing, garnet stitch, machine beading, machine embroidery and applique, and three dimensional embroidery. Even if you're not a fan of contemporary art, you'll want to see this program. Her class on Tuesday, February 12, 2002, titled *Thread Magic I-Every Kind of Thread*, will explore working with all kinds of thread and will illustrate techniques discussed during Monday night's program. To preview Ellen's work you can check the HGTV web page for the Simply Quilts website and search for episode QL.T-510 shown on March 02, 2001 or visit her website at www.ellenaneddy.com. The class will run from 9 a.m. to 3 p.m. at All Saints Lutheran Church, 8251 Pioneers Blvd. Need: working knowledge or experience with free-motion sewing and a sewing machine (plus supplies to be published later). Cost: \$35

Remember to bring:

Announcements for your committee
Coffee mug
Library books to return
Friendship blocks
Show and Tell quilts
Raffle tickets and money
Quilted donations for the 2002 Small
Quilt Auction

International Quilt Study Center

Hours:

Each Monday, Tuesday, and Wednesday
from 9:00 am to noon
Home Economics Bldg.
UNL East Campus

Lincoln Quilters Guild – quilting since 1973

Meeting the second Monday of each month, September through May,
at the Seventh Day Adventist Church, 4015 S. 49th Street, Lincoln, Nebraska
Gathering at 6:30 pm. Program at 7:00 pm

Next Newsletter

**Deadline:
February 13th**

The Plain Print
is the monthly newsletter of
the Lincoln Quilters Guild of
Lincoln, Nebraska.
Editor and Layout:
Vicky Skuodas
Circulation: Carol Curtis

*The deadline for submitting
articles to the Plain Print is
the Wednesday following the
guild meeting.*

Send articles and ads to:

Vicky Skuodas
431 E. 11th St.
Crete, NE 68333
(402) 826-5008
email: gs20937@alltel.net

Advertising in the Plain Print

Businesses:

A 3 ½ x 2" sized ad is \$20 for
the first month and \$15 per
month for subsequent months.

A 3 ½ x 4" sized ad is \$35 for
the first month and \$30 per
month for subsequent months.

Ads must be camera-ready.

Individuals:

Anyone may place classified
quilt-related ads in the
"Quilters' Exchange" at a cost
of \$5 for 30 words. Send the
exact text for ads.

Send ads along with a check
made out to "Lincoln Quilters
Guild" to Vicky Skuodas. (See
address info above.)

President's Column by Janiece Goin

The Guild's resource room at the University Place Art Center has been a real blessing. It is the best room we have had. The large south windows provide sunlight, the temperature is comfortable, there is plenty of room to work, and it provides Quilt Guild exposure to the public who visit the center, and is handicap accessible with an elevator. We also use storage space in the basement for Y frames, quilt boards for hanging at our quilt shows, etc.

Since we are not charged rent for the space, all they ask is that we spend at least 15 hours a week in the room just for presence as the public tours and shops at the Center. If we do not staff the room for 15 hours a week, we will lose our privilege to be there. This is an easy job to do for the Guild. You can spend an hour or two or more if you wish. Work on a project, read a book (our library is there), or work on cuddle quilts that are cut out and ready for you. Between all of us, we should be able to provide 15 hours of presence a week.

Remember that the public visits our room to view the quilt display. Therefore, we ask that you leave the room clean, neat and tidy.

Call Bev Vogel at 464-3872 to sign up for a time at the resource room. Please sign the book in the resource room so the Center and Bev know that you were there.

We paid \$150 a month for a smaller room that leaked, had no air conditioner and the heater could not keep up. If we lose our privilege of staying at the Art Center, we will be paying much more and still have a difficult time finding a place. Please help. Thank you.

VOLUNTEER OPPORTUNITIES
FOR LQG QUILT SHOW
JUNE 14 - 16, 2002

THE PURPOSE OF THIS SURVEY IS TO ASSIST ALL MEMBERS IN GETTING INVOLVED WITH SOME ASPECT OF OUR QUILT SHOW FOR 2002.

Yes! I have talents in the following areas and I would love to share them to help with our Quilt Show.

- Work with the display committee
- Help receive quilts at time of check-in
- Assist with hanging of quilts on Thursday 6/13/02
- Help with taking down quilts at the end of our show 6/16/02
- Distribute book markers
- Help with publicity
- Have talents with graphics to help with quilt show signs
- Have experience with typing
- Have ideas for advertising our show
- Help file registrations for our show
- Have ideas for marketing the raffle quilt
- Will help travel the raffle quilt
- Have ideas for children's activities
- Assist with children's activities at the show
- Help with auction of donated quilt items
- Help with opening night reception
- Will be a white glover
- Will be a greeter
- Help with cuddle quilt workshop
- Be a quilt drop-off site for collection of quilts before the show
(tentatively the week of 6/2/02)

Name _____

Phone _____

Best time of day to be contacted _____

Thank you! You will be contacted by a committee chair.

Please return this completed form to Lorelee Novak, 2510 Jameson North, Lincoln, NE 68512 or bring the completed form to the February Guild meeting.

Lincoln Quilters Guild - General Meeting
Monday, January 14, 2002 at 7:00 p.m.
College View Seventh Day Adventist Church

President Janiece Goin welcomed everyone and introduced Gloria Smith as the Vice President Stand-in. Gloria announced information pertaining to the Ellen Eddy workshop coming up in February and introduced Carolyn Ducey as our guest speaker for the evening.

Call to order: President Janiece Goin called the meeting to order at 8:30 p.m.

Scholarship Recipient: Katie Coleman, our scholarship winner, presented a slide show depicting the Inertia Quilt Show she presented at the Tointon Gallery of Visual Arts in Greeley, CO. She was very appreciative of our support.

Minutes: The November minutes were approved as printed in the Plain Print.

Treasurer's Report: The Treasurer's Report was approved as presented in the Plain Print.

Announcements:

Thank you: from the Lutheran Metro Food Pantry and Sheryl Clark.

Refreshments: were appreciated and served by Kathi Kinnaman, Sandy Anderson, Pat King, Sharon Minear, Connie Strope, Kari Ronning, Sharlee Green, and Anita Dover.

Guests: We welcomed five guests this evening.

Nametags: Rosalind Carr drew names for the fat quarter give-away. 2 guests and 4 members received fat quarters because they were wearing their nametags.

Standing Committee Reports

Discover Nebraska: Lucille Lenz reports that they need more volunteers.

Quilt Show Co-Chair: Lorelee Novak reports that the Quilting Safari Quilt Show is scheduled for June 14-16. Volunteers, auction quilts and more raffle quilts are needed for the show.

Cuddle Quilts: Roxanne O'Hare reported that the YWCA received 10 quilts and Bryan LGH West Labor and Nursery received four.

Bus Trip: organizers Diana Dreith and Cindy Weyers report that the bus trip is scheduled for April 20 to McPherson, KS. The bus will leave the Slumberland parking lot at 5:45 a.m.

Santa Socks: Chair Joyce Donlan gave a detailed report about donations received and donations shared with the community. Thank you to all who provided sacks & socks, as well as funds & items to fill them. Thanks have been received from Fresh Start Homes, St. Monica's, and Matt Talbot Kitchen.

Plain Print Quiz: Sandy Anderson presented a quiz on which quilting term had been included in the last issue of the Plain Print.

Friendship Blocks: Co-Chairs Linda Loker and Kim Bock presented winning blocks to Pat Lee and Kathy Baumbach.

Mini-Raffle: Chair Stephanie Whitson announced winners Chris Taylor, Sandy Anderson and Joyce Donlan.

Old Business

The Resource Room needs additional volunteers. The room must be manned 15 hours per week by guild members in order for us to keep the room free of charge. Call Bev Vogel to schedule a time to use the room.

The next Executive Board Meeting is scheduled for January 28, 2002 at 1 p.m. at Donna Dornbusch's house.

The meeting was adjourned at 9:09 p.m.

Show and Tell followed with photo opportunities by Phyllis Chambers.

Minutes submitted by: Jody Hefley, Secretary

See the newest quilt in the IQSC Collection at the Sheldon Memorial Art Gallery!

A rare, Civil War-era pictorial album quilt made in 1867 by Lucinda Ward Honstain, often called *The Reconciliation Quilt*, was recently donated to the International Quilt Study Center by Robert and Ardis James. This month the IQSC has arranged a special exhibition of the quilt at the Sheldon Memorial Art Gallery. This may be the only opportunity to see the quilt for the next 5 years: it isn't scheduled to be part of any of the upcoming local exhibitions from the Center.

The piece is one of the most widely photographed and publicized antique quilts in recent history. When it sold for \$264,000 in 1991 at Sotheby's, the sale set the world record price for a quilt sold at auction. The James subsequently purchased the quilt in 1998.

The quilt features 40 unique pictorial quilt blocks with scenes of Lucinda's personal life and scenes of commercial and political life in the United States during the years before and after the Civil War. One depicts a black man on foot towering over a white man on horseback with the inscription "Master I am Free." The center panel, featuring a large red house with green shutters and a yard full of farm animals, may represent the maker's home. Images of a variety of soldiers in different uniforms may relate to Lucinda's husband and brothers, who served in the United States armed forces.

This extraordinary quilt, which has never before been publicly exhibited, will be on display in the Sheldon Memorial Art Gallery on the University of Nebraska-Lincoln campus until the end of February, which is Black History Month. Hours are: Tue.-Sat. 10 a.m.-5 p.m., Thurs.-Sat. 7-9 p.m., Sun. 2-9 p.m.

Cuddly Quilts Workshops

February 1st - This will be a regular workday at the University Place Art Center. We will meet from 10:00 to 4:00. Join us whenever you are available.

March 1 & 2 - SPECIAL WORKSHOP. Wanting to try something just a little different? We will be making the "FRACTURED LOG CABIN BLOCKS". We will meet from 9:30-3:30 and you are welcome either day or both days (too much fun!). We are meeting at Tabitha (48 & Randolph) in the lower level conference room of the Emma Collins Building. Lunch will be potluck so please bring a dish to share. Table service will be provided. If possible please bring your sewing machine, basic sewing supplies, rotary cutter, ruler & mat. Fabrics will be provided. Questions-call Roxann O'Hare at 785-5505. Come and join in the fun and try something new!

LQG Small Quilt Auction – 6/100. We only have 6 items donated for the 2002 LQG Quilt Show Auction. Our goal is 100 items. Get your name in early for the drawing for thank you gifts. If you plan to donate an item please feel free to let either Phyllis or Lynn know. Thanks for all your support.

from Lynn DeShon and Phyllis Higley.

February 12, 2002 Class Registration

Who/What: Ellen Eddy - *Thread Magic I - Every Kind of Thread*

Date/Time/Cost: Tuesday, February 12, 2002, 9 a.m. to 3 p.m. \$35/person

Location: All Saints Lutheran Church, 8251 Pioneers

Your Name: _____

Your Address: _____

Your Phone # Daytime: _____ Night: _____

Send check payable to LQG, completed form and SASE to:
Donna Dornbusch, 6521 Everett, Lincoln, NE 68506-1516

April 06, 2002 LQG Class Registration

Who/What: Sharon Rexroad, Foundation Pieced Diamond Pineapple

Date/Time/Cost: Saturday, April 06, 2002, 9 a.m. to 4 p.m., \$30/person

Location: All Saints Lutheran Church, 8251 Pioneers

Your Name: _____

Your Address: _____

Your Phone #: Daytime _____ Night _____

Send check payable to LQG, completed form and SASE to:
Kathy Moore, 5901 S. 77th Street, Lincoln, NE 68516

Greeters for the February Guild meeting will be Susan Thomas and Janet Lamken.

Trapunto: The insertion of stuffing or yarn between layers of a quilt (after quilting) to give high relief and texture.

Treasurer's Report 11/1/01 - 12/31/01

from Lana Jo Reffert, Treasurer

Beginning Checking Balance 10/31/01 \$3,051.24

Income

Checking Interest	2.67
Membership	425.00
Misc. Income	1,220.00
Newsletter advertisement	120.00
Programs & workshops	280.00
Quilt Show Raffle Income	335.00
Total Income	\$2,382.67

Expenses

Community Outreach	450.00
Discover Nebraska	69.21
Equipment & furnishings	16.89
Fall retreat	23.80
Guild Information Fliers	28.65
Historical Documentation	51.35
Library	85.20
Membership book	52.84
Newsletter	285.15
Programs & workshops	666.44
Spring bus trip	100.00
Total Expenses	\$1,829.53

Checking Account Balance 12/31/01 \$3,604.38

Total of CD's \$30,359.03

International Quilt Study Center Exhibition:

**Quilts of a Feather at the University of Nebraska State Museum,
Morrill Hall on the UNL Campus
November 3, 2001 to October 20, 2002
Hours: Monday thru Saturday 9:30 am to 4:30 pm
Sunday 1:30 pm to 4:30 pm**

We are in danger of losing our resource room! When the space at the University Place Art Center was offered to us they didn't want our money but rather our time. They asked us to have people in that room a minimum of 15 hours a week, morning or afternoon. We are needed to be a presence in that space so that they may keep the Lux Historical Gallery open all the time. We are not living up to our part of the agreement. With over 350 members in the Lincoln Quilters Guild we should be able to manage this. If everyone could give just **THREE HOURS PER YEAR** we would more than fulfill our obligation. The Art Center is open Monday through Saturday from 10:00am to 5:00pm. Check your calendars and see what three hours you can donate to the Quilt Guild this year. It is a beautiful space to work in with great light, big tables to baste quilts on, and plenty of books for inspiration. The Ville Grill has opened just one block away and is a charming place for Lunch or Dessert. Remember, if your small group meets there instead of your own home you don't have to clean house! More time for quilting!! Call Bev Vogel 464-3872 today and sign up. The University Place Art Center is located at 48th and Baldwin. There is plenty of parking west of the building and an elevator inside to get to the second floor.

from Jo Anne Bair

Friendship Block for February. **There is no place like Nebraska** I have lived in Nebraska for forty years and I still have no idea what the words to the rest of the song are! SORRY! I do so love our state, and take pride in it. I thought it would be fun to make this red and white block for our February Friendship Block. E.S (Bud) Dunklau designed this block for the Lincoln Quilters Guild Nebraska Block Contest in 1977. It was the prizewinner and is now the official Nebraska quilt block. The pattern is the property of LQG. The pattern is also featured in "SOD HOUSE TREASURES" written by LQG member Jan Stehlik.

Nebraska Windmill is made with 3 fabrics background (white), medium red and dark red.

Trace pattern pieces onto a sheet of plastic with permanent marker or pencil. Cut out plastic patterns along the outer solid line.

Trace pattern pieces onto the back of the fabric and cut them out.

Background - (white) 1 of pattern A, 4 of pattern B, and 4 of pattern E.

Medium Red - 4 of pattern A, 4 of pattern C

Dark Red - 4 of pattern A, 4 of the reverse of pattern C (label it D).

Set out all of the cut pieces of B, C, and D. Mark the dot shown on each pattern onto the back of each of the B, C and D pieces. Also mark sides 'x' and 'y' on each C or D piece.

Assemble nine-patch center with the nine small squares.

With right sides together, place one medium C and one dark D together. Sew along side 'x', from the straight edge to the marked point. Press the seam open. Repeat this procedure for the other 3 sets.

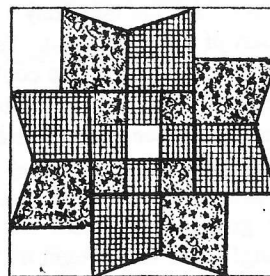
Take a deep breath, you are doing great!

You now need to add background piece B to each of these sewn sets. This is done by using an inset sewing technique. With right sides together, match the marked point on piece B to the marked point on side 'y' of C. Sew this seam, then push this seam allowance away, so that it will not be caught in the next step. Match the marked point on piece B to the marked point on side 'y' of D. Sew this seam, and take care not to sew past the pencil mark. Very carefully lift the triangular piece open and press towards the dark C/D section. The seam that was once pressed open should again be open. Now repeat this procedure with the other sets.

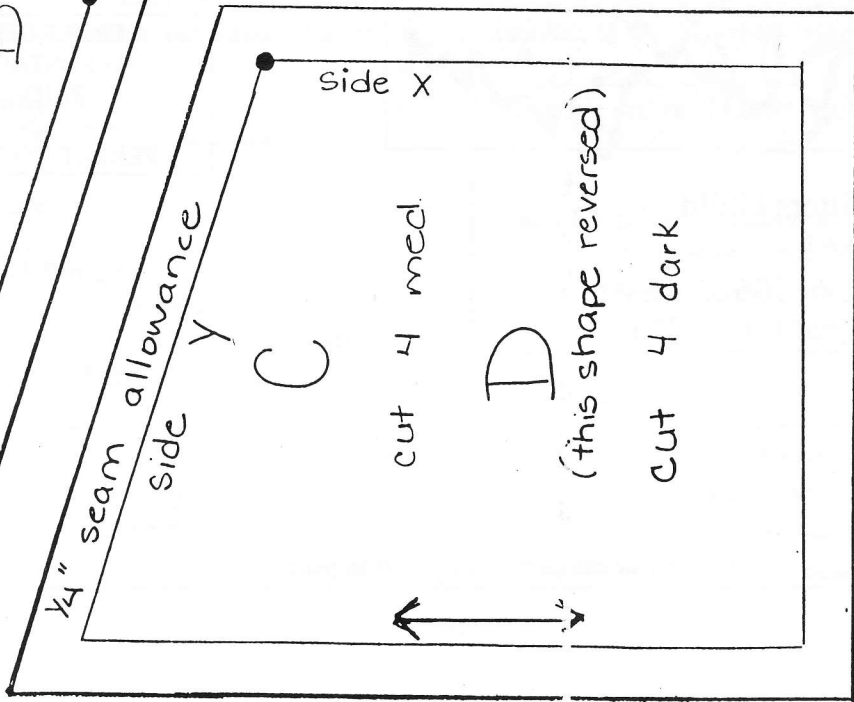
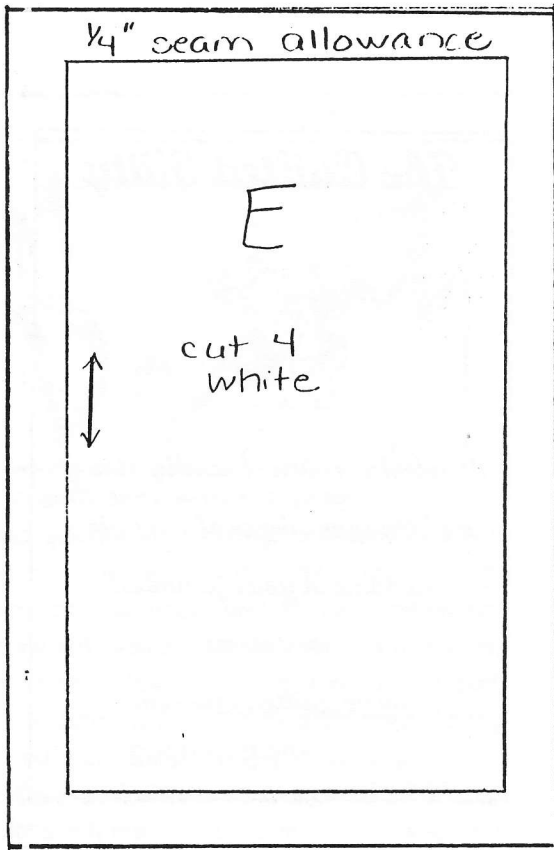
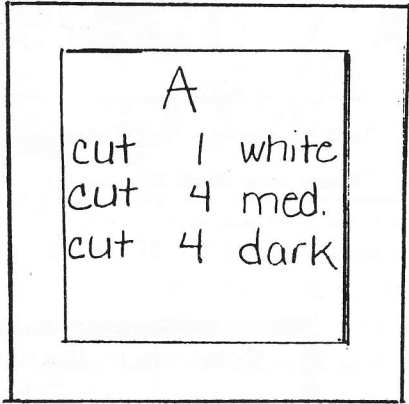
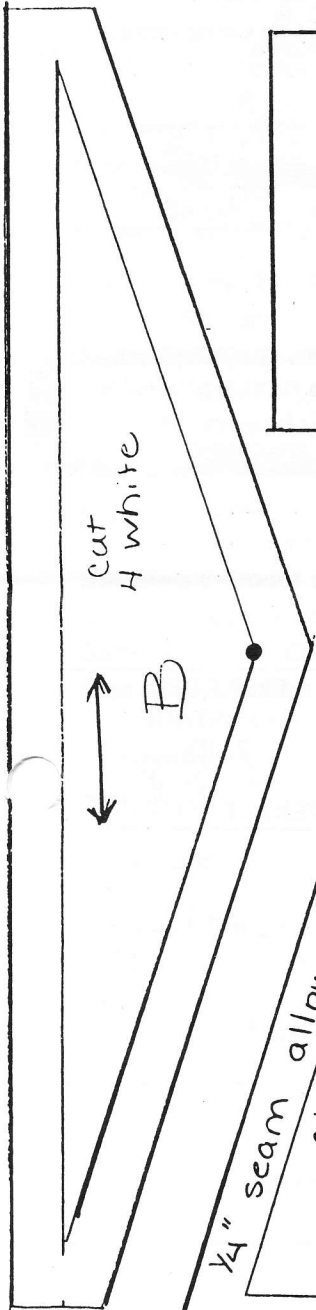
Add white background E to sewn sections along the edge of the medium red.

You now need to add your sewn sections of the C/D's to the nine-patch center, so that you will have your Nebraska Windmill block. The first one you sew on will not be completely sewn on until you have added the other three sections. With right sides together, pin a sewn section to the nine-patch center, matching the dark red section (of C/D) to the medium outer corner of the nine-patch. Sew only 2" along this seam. Press away from the nine-patch. Take another C/D section and pin to the side of the half sewn block and the nine-patch (go counter-clockwise). Sew along this entire seam. Open and press away from the nine-patch. Repeat until all sections are sewn onto the nine-patch. Go back and complete the second half of the first section. Your block should measure 12 1/2 by 12 1/2 and finish to 12". Four of these placed together will make a great wall hanging. Call me if you have any question about the construction of the block.

*From Kim
Bock
421-1729*



Nebraska Windmill Block



The Quilted Kitty



*Wonderful fabric, friendly service,
and the convenience of shopping
at home in your jammies!*

Visit us at

www.quiltedkitty.com

or call 402 320-9292

Creative Quilting

**Custom Machine Quilting to complement
your quilt tops**

Meandering, Panographs, Block patterns, Continuous lines
Stitch Regulator – 14 ft. Table – Lots of Thread Colors

Mary and Rich Dittenber 402 421-2854

**Remember: the next newsletter
deadline is February 13th**



Lincoln Quilters Guild
P.O. Box 6861
Lincoln, NE 68506

PRSR STD
US POSTAGE
PAID
LINCOLN NE
PERMIT NO 1001

February 2002 issue