



Quilt Show Extra

Lincoln Quilters Guild - Quilting Since 1973 - Meeting second Monday of each month September through May, 7:00 p.m.

Volume Twenty-Four, Number Ten

May/June 1998

A Message from Our New President

We are all busy this summer and excited about the quilt show. I am looking forward to seeing and visiting with all of you at the quilt show. You'll be hearing more from me in the next issue of the *Plain Print*. Looking forward to seeing you all at the quilt show.

Quilt Drop Off

All the prior planning in the world does not help when High School Graduation is on the same weekend as the "quilt collecting" for our show!!!

Since Carol Curtis and Martha Lane both have graduating seniors ... please follow the following schedule for dropping off your quilt.

Thursday:

Carol Curtis 1201 N 38th Street
Martha Lane 6121 S 48th Street
Jaynee Wolfe 200 Piazza

Terrace

Saturday:

Jaynee Wolfe ONLY

If you have any questions, please email Doni Boyd dboyd@unlinfo.unl.edu or call me evenings at 483-7526. Thanks.

Sandy Anderson Inducted

Sandy Anderson was awarded a life membership in LQG at the May meeting. Sandy has been a member since 1975, and has dedicated many hours of service to our Guild, her church, and our community, promoting the art of quilting wherever she goes. Annie Parrott read just one of the many letters in support of Sandy's induction, and Sandy was given a Sunbonnet Sue primer and a lily.

Summer Stitchin' Group

For all those who miss Quilter's guild in the summer and do not want to get "hooked-on" Monday night tv: Summer Stitchin' will be happening at The Front Parlor.

Mark these dates on your calendar:


June 8

July 13

August 10

Yes, on the 2nd Monday of June, July, & August - join us from 7 - 9 for stitching and chatting and perhaps a fabric fix. We'll decide in June how much organization we want for the summer (fabric trades; group project; or just come and work on what you want!) But no matter what - we KNOW a good time will be had by all!!! Don't miss out!!!

Jackson's Meowings



I think most people have heard the expression, "I would like to be a fly on the wall" or "a mouse in the comes", and to see or hear what is going on somewhere. Well, let me tell you the BEST is being a CAT under a chair at a quilt show committee meeting. Those ladies remind me of my fellow cats, they work really hard at their various duties and are doing a great job, but they sure know how to have fun, too!

Everyone on the committee is very grateful for all the work and support we have received from JANE DUGOSH. As Assistant Principal of LUX MIDDLE SCHOOL, she has aided us in getting this wonderful show site and in working out all the details, so THE ENCHANTED FOREST QUILT and DOLL SHOW can take place.

Slinking among the chairs, I made a stop by a basket of items collected by KATE LAUCOMER (423-461 1) for the AUCTION on Saturday, June 13th, at 5:30 PM. As I was gently sniffing at these treasures, I detected the slight scent of Nepeta Cataria...or Catnip to the humans. I'll guess some quilter may have had some catnip tea or picked some catnip, and since only cats have our unique brain receptors, I detected it. Just as catnip sends my whiskers wiggling, I know these items for the AUCTION will really set people's pulses pounding when COLONEL LINDA UNDERWOOD lets the bidding start. Kate said that there are many more pieces promised and I can't wait to see them all turned in.

That beautiful raffle quilt is traveling to a number of places in Nebraska, which I would mark on the map if I could read. It has been to Syracuse, a place called Tecumseh, Lee's Booksellers in Edgewood

Plaza in Lincoln, and Grand Island. MARILYN LOCKARD, the CREATOR of the RAFFLE QUILT, is from Grand Island and we hope the Grand Island Independent will do an article on Marilyn and the Quilt. When the quilt comes back to Lincoln, it will be displayed at Creative Hands until the show begins. KARALENE SMITH (477-4788) has RAFFLE TICKETS available. She is anxiously awaiting for everyone to turn in their ticket stubs and money. I hope Kathi put my name on one of those tickets she bought, I really am a lucky cat!

LOIS WILSON has been working with the team teachers and volunteers at LUX SCHOOL. One team of students has finished their paper/quilt projects and other teams are ready to make their quilt blocks of cloth and crayon design. When these blocks are set together, there will be four tops. Then everything will be sandwiched, tied, sleeve attached, and displayed in various class rooms next year. The work of these very talented students will be on display at the QUILT SHOW for all to enjoy.

Our HOSTESS/GREETERS spots are being filled in, but BECKY HAYNES (483-7020) has time slots still available. Don't be a 'fraidy cat to sign up because you don't know everyone. This is a great way to meet new friends. All that is required is a friendly smile and I know there are a lot of those in the guild.

CARROLL DISCHNER (489-5063) also has a few openings in the WHITE GLOVE area. This would be a good place for some of my cat friends with white feet. White feet are referred to by those who truly know cats as being white gloved. Who ever called them boots are mistaken. I already come with white gloves in place. White gloves have a great opportunity to see the quilts up close and personal and also get to interact with our show guests. From what I have observed, there will be lots of happy people at our show.

- continued on page 3

Jackson's Meowings

- continued



STEPHANIE WHITSON (799-2455) is organizing all her QUILT HANGERS and TAKE DOWN COMMITTEE.

They will be working hard hanging all the quilts and wall hangings. Being quilters themselves, they appreciate all the time, talent and energy that go into each quilted creation. And they all appreciate everyone's willingness to add sleeves to the quilts. This makes the job of hanging and take down much easier, faster, efficient and with less stress on the quilts. If you can lend a helping paw give her a call.

The next chair I came to was LORA ROCKE who was showing her PLANS and DESIGN for the show DISPLAYS. They are purrrrrrfectly wonderful. Lora will be organizing and coordinating the quilts into "THE ENCHANTED FOREST". But she needs your help, she needs your quilts. So please make sure your REGISTRATION forms and pictures have been turned into DONI BOYD (483-7526). Please double check the schedule for quilt delivery sites and times FOUND IN THIS ISSUE OF THE PLAIN PRINT! When you fill out the registration form, please fill them out fully. This is the information that KRISTEN SMITH will use when making out the DISPLAY LABELS.

TERI WENZ has been sending out lots of PUBLICITY information all over the area about our QUILT and DOLL SHOW. I also heard a lot of letters being spelled out and I'm not sure what KOLN/KGIN or KLKN - TV are. She doesn't really have to spell around me as I'm a big cat.

Everyone kept talking numbers, 200 QUILTS IN THE SHOW, 200 CLOTH DOLLS and 60 small replica QUILTS by KARI RONNING, 5 QUILTS from the JAMES COLLECTION, and the AUCTION

items. Oh, I wanted to tell them some numbers also. Such as cats like me have 245 bones in their body with 10 percent in my lovely tail, and I have 30 teeth and that I sleep an average of 16 hours a day.

Oh Oh! Someone dropped a cookie. That reminds me that the CORNY BUNCH will be HOSTESSING the RECEPTION on THURSDAY evening, June 11th, from 7:00 to 9:00 PM. The word is that there may be Black Forest Cake in keeping with the theme of "THE ENCHANTED FOREST". Oh No, the cookie is chocolate chip and the cake has chocolate in it. I know humans love chocolate but cats don't. Chocolate can make a cat very sick, so I'll just bat it away. There will also be white cake for those attending the reception and with a preference for something besides chocolate.

I wish I could be at the RECEPTION. SALLIE PFEIFER, a professional story teller from THE MAD DOLL MAKERS, will give a delightful, creative story at 7:30 PM that is sure to put laughter in your heart and a smile on every face of adults and children who attend the gathering. She is good for all humans and cats.

LISA GENGENBACH has been VIDEO TAPING many of the events and meetings leading up to the show and will be with our video camera at the show, I hope she caught my best side on tape.

Everybody has really been oohing and aahing over the VIEWERS CHOICE SHOW AWARDS. The beautiful MINIATURE QUILTS that will be the AWARDS for the THREE BEST DOLLS were made by MILLIE FAUQUET and KARI RONNING and quilted by DONNA SVOBODA. The AWARDS for the THREE BEST QUILTS by VIEWERS CHOICE BALLOT were made by "THE ROAD KILL TEDDIES" group from The Mad Doll Makers, and are creative and wonderful.

- continued on page 4

Jackson's Meowings

- continued



There are other people on the committee working behind the scenes who don't get much of the spot light but are also working hard. ANNE

PARROTT, (1998-99) Guild President has made our beautiful NAME TAGS, all 207 or so of them. PAT KING is the QUILT SHOW TREASURER and SANDY ANDERSON has done a Wonderful job as SECRETARY. I like to lay on her pages of notes and watch her scramble around hunting for them, but I don't do it too often. CONNIE STROPE, the Guild President (1997-98) through the planning of this show, has been very supporting, offering guidance and many good ideas. The tireless leader, KATHI KINNAMAN, who no longer has a garage because it is full of show stuff, has worked many long hours on the show plans and ideas, but still has time to feed me.

I hear that Connie has been starting each meeting with a joke so here is my favorite cat joke!!

QUESTION: How can you tell that cats are smarter than dogs?

ANSWER: You will never see EIGHT cats pulling a sled through the snow!

SORRY DAISY!!

SEE YOU ALL IN
"THE ENCHANTED FOREST"

Plain Print Deadline

The deadline for submitting articles for Plain Print is: August 1st for the August/September issue.

If you have access to email, please send the article to:

ConnieRS@aol.com or mail it to
Connie Strobe (address is in the book).

Lightning Strikes In Lincoln

- Pat Andersen

The wallhanging for Lux Middle School has been completed and presented on Wednesday morning, May 20th. We've been assured it'll be hung before school is out this month so we'll be able to enjoy it during the Quilt Show in June.

Since the device of the school is Lighting, that was the block selected for the background. As a foundation-pieced design it was easy to have many different pairs of hands with many different sewing machines put them together and have blocks that would set together well. The colors selected were for exaggerated skin tones of all races... red, yellow, brown, black and white.

It was pointed out to the children during a brief presentation that quilts were a form of art and everyone brings their own interpretation to what they're seeing. They were assured there were no "wrong" interpretations.

The designer outlined some of the creative process for their wallhangings, how balls and hands were first considered. The three panels could be interpreted as "classrooms" and the figures were the children themselves and the lessons they studied. The balls are shown above the figures... We reach for knowledge and stretch with experience. The students were encouraged to consider further insights and to share them with one another and their teachers.

To All Raffle Ticket Takers

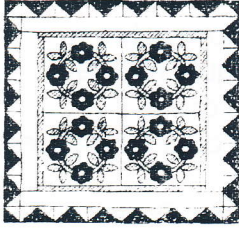
Please turn in your raffle tickets, stubs, and money before the first day of the quilt show, June 12th.

You may bring them with you Thursday evening to the reception if you are attending. Otherwise, return all items to Karalene Smith, 3415 M Street, 477-4788.

Thank you to everyone who has helped us promote the sale of tickets on our beautiful raffle quilt. You have helped the Guild benefit its membership.

Auction

-from Kate Laucomer



Donated items are trickling in for the auction, but I am still **WORRIED !!!** We are way short of the 100 items we were hoping to

get for the auction.

To those of you who have already turned in an items (or items), a huge **THANK YOU** from me to you.

To those of you who have told me you are still working on an item, Thank you.

And to those of you who don't fit in the two categories above, **PLEASE** consider making something for the auction. We depend on the proceeds from the auction for a large part of our budget over the next two years.

Also, several people mentioned, they were making something and then they saw the pieces hanging at the May meeting and said, "Oh my piece isn't that good, I'm not going to donate it!" **PLEASE** reconsider... I felt that way when I donated my first piece to the auction (that was 3 auctions ago). I even went so far as to bring a girlfriend to bid on it so I wouldn't be humiliated! Well, I was pleasantly surprised, as the bidding quickly rose! It's amazing how the bidding starts and everyone wants to bid and it goes so fast. I'm willing to bet, you would also be surprised...but you have to **DONATE** the item so we can go crazy and bid on it.

We will be accepting items for the auction, until noon on Saturday, June 13th. But the help keep me from going crazy, turning the items in early would be a **MUCH** better idea ☺

HELP WANTED

Workers are still needed to help that night at the auction. The more workers we have, the easier it is for us to take time out to bid on the items we want in the auction!!

Call Kate Laucomer, 423-4611 to volunteer.

Colonel Linda Underwood

Linda and her husband, Jack, live on a farm near Exeter, Nebraska. In the early 1980's, Jack began clerking at auctions. Then Linda was asked to help out. And Linda was fascinated by the auctioneer's cry. Linda liked crowds, but had a problem: she was afraid of public speaking. You can imagine her family's surprise when, in 1985, Linda decided to learn to be an auctioneer!

Linda was one of four women in a class of 90 at the Nebraska Auction School on Lincoln's East Campus. Linda was the first woman in 41 years to be elected to the auctioneer's Board of Directors. Then she became the first woman in 47 years to serve as their secretary/treasurer.

With lots of home study, Linda developed her own style of "chanting" an auction. Linda says, with practice, the chant develops into a sing-song ditty. This can have the crowds tapping their toes in time to the bidding.

No longer just a part-time job, Linda has worked auction across the state. She does many volunteer benefits auctions as well. She is also a qualified instructor.

Linda Mager brought Colonel Linda to LQG's attention back in 1994. Colonel Linda has since been auctioneer for the 1994 and 1996 LQG auctions. She will also be the auctioneer for this year's Quilt and Doll Auction on June 13th.

Bring your checkbooks and come out to here Colonel Linda Underwood at work!

We Get Letters

Dear LQG,

Although I'm not a quilter, I need a quilter. A family member gave me a quilt 30 years ago. Someone in the South made it from clothing scraps. Neither elegant, nor fine, it needs a lot of mending. Anyone in your group interested in making money by bringing this patchwork item back to life?

Call or write: Judith G. Eagle 3100 S 30th St Lincoln, NE 68502...421-2344 or 421- 9248.

Mark Renken: Things to Consider When Having Your Quilts Professionally Photographed

by Teri Wenz, Quilt Show Publicity

Have you ever wanted to have a special quilt professionally photographed? Mark Renken of Light Impressions Studio and photographer of our beautiful raffle quilt, "Enchanted Forest" has some advice for those of us who want photos of our quilts.

"There are two main things a person has to think about when having quilts photographed," says Mark. "You need to consider the cost per quilt and the end use of the photograph."

According to Mark the most cost effective way to have quilts done is to bring more than one to the studio at a time. "Most of the cost involved is in setting up the studio for the first quilt," he says. "After that first one the cost per quilt goes down dramatically." He recommends that a group of quilters go together for one photo shoot, if each one doesn't have very many quilts to be photographed.

Mark has a special set up for photographing quilts in his studio, which is located next to Applebee's in Williamsburg. While a large portion of his business is commercial photography, he also does classic portraiture, as well as quilts.

In addition to the cost per quilt, a customer has to consider the end use of the photograph. "There are six basic types of film and the end use of the photo determines which type I will use," says Mark. He is able to use more than one film type in each photo shoot. "For example, when I photographed "Enchanted Forest" I knew we would need both prints and transparencies (a type of slide which is larger than standard 35 mm film)," he says. With his medium-format camera he is able to change film in the middle of a roll, unlike the smaller 35 mm cameras.

Mark prefers working with the larger cameras even though the cost is slightly

higher. "The larger the negative the sharper and better the photograph will be," he says. Marks says he would easily be able to accommodate someone who wanted a photo enlargement of their quilt for their home use, as well as slides or transparencies of the same quilt for a juried show or magazine article.

According to LQG member Donna Svoboda, who has had Mark photograph several of her award-winning quilts, "Mark deals well with the challenges that each quilt presents."

One of the most difficult challenges is that film and fabric don't always come together. "Film only sees red, green and blue," says Mark. "It tries to make all of the colors from that but sometimes the subtleties of color are lost in the translation." Donna says he solved that problem for her by having her bring in snippets of each fabric. He then will run a test print of the photograph and make necessary color adjustments so the photo will match the quilt as closely as possible.

"I can't always do anything about the way the film picks up colors," says Mark. "But," he emphasizes, "I can control the sharpness of the photograph." By using careful lighting techniques he is able to pick up the quilting lines on most of the quilts he shoots.

High contrast or solid color quilts are the most difficult to photograph and still pick up the detail of the quilting lines, according to Mark. "In order to shoot those quilts I need to get the studio lights as far off to the sides as possible and still maintain even lighting over the surface of the quilt," he says. That was a challenge in 1994 when he photographed the mostly-white LQG raffle quilt, "Nebraska's Spring Song" designed by Pat Anderson. "When I photographed that quilt I was still in my old studio, which was very small, making it hard to get the lights far enough out," he says.

By contrast, photographing our current raffle quilt was an easy job. "Now that I'm at this location I have lots of room to work," he says. "I also now have the special set-up for

- continued on page 7

Mark Renken

- continued

quilts that I didn't have before." The "Enchanted Forest" is a very colorful quilt, making it even easier.

As with the 1994 raffle quilt Mark donated the studio time to photograph "Enchanted Forest". An owner of the Photo Factory, he also provided us with 300 prints of the photograph and twelve transparencies, at no cost to the guild.


Donna Svoboda says, "I've been very pleased with the work Mark has done for me. I would highly recommend him to anyone wanting to have their quilts professionally photographed."

To contact Mark about having your special quilt professionally photographed call Light Impressions Studio at 421-8111. The studio is located at 3700 Village Drive, Suite 200, next to Applebee's in Williamsburg Village.



Customers Wanted

The Woodland Shoppe Gift Boutique needs you. We have about 30 artists and craftspeople busy creating lovely things for you to buy. You'll find baskets, jewelry, potholders, note cards, bears, Santas, wreaths, doll clothes and furniture, books, snowmen, topiary, birdhouses, pillows, and more for sale. Make your gift list, save your money, and we'll see you at the Quilt Show June 12, 13, and 14!



"THE ENCHANTED FOREST"

*The FOREST is full of quilts & trees & dolls & lights & quilts & fun!
Come visit us soon.
You will be delighted!*

SCHEDULE OF EVENTS JUNE 10 -14, 1998

Wednesday, June 10th

- 10:00 AM Volunteers hang quilts and decorate
- 9:00 AM Crafters deliver merchandise for Woodland Shoppe
to **Crafters - Special Entrance -
12:00 PM Please use the door marked CRAFTERS located on the North side of Lux School close to the parking lot for delivery of goods.**

Thursday, June 11th

- 9:00 AM Volunteers hang quilts, decorate, display dolls
- 7:00 - RECEPTION - Free for Lincoln
9:00 PM Quilt Guild Members & Guests,
The Mad Doll Makers & Guests
and SPECIAL INVITATION GUESTS!
- Woodland Shoppe Open
- 7:30 pm SPEAKER - Sallie Pfeifer -
Professional Storyteller
"The Little Woman Who
Flummoxed The Fairies"
and "A Quilt Story: Don't You
Ever Clean Out Your
Closet?"

- continued on page 8

Schedule of Events

- continued

Friday, June 12

- 9:00 AM QUILT SHOW OPEN TO THE PUBLIC.
to Admission/donation fee \$2 / \$1 Seniors
5:00 PM *****Free admission for volunteers*****
Come and Look! Vote for Viewers' Choice Quilt & Doll!
Shop in the Woodland Shoppe!
Have lunch and dessert catered by The Garden Cafe!
- 1:30 PM SPEAKER - Carolyn Ducey - Curator, International Quilt Study Center
and "Bringing the James Quilt Collection to UNL"
3:00 PM Slide show and lecture

Saturday, June 13

- 9:00 AM QUILT SHOW OPEN TO THE PUBLIC.
to Vote for Viewers' Choice Quilt & Doll!
5:00 PM Shop in the Woodland Shoppe!
Have lunch and dessert catered by The Garden Café!
- 1:30 PM SPEAKER - Carolyn Ducey - Curator, International Quilt Study Center
and "Bringing the James Quilt Collection to UNL"
3:00 PM Slide show and lecture
5:30 PM AUCTION!!!!!! Col. Linda Underwood, Auctioneer
Please Come and Take Home a Prize Quilt and/or a Doll, a Teddy Bear, an Angel, or Basket full of Goodies!!

Sunday- June 14

- 9:00 AM QUILT SHOW OPEN TO THE PUBLIC.
to Viewers' Choice Quilts and Dolls Announced!
5:00 PM Shop in the Woodland Shoppe!
Have lunch and dessert catered by The Garden Cafe!
- 3:00 PM Drawing for the Raffle Quilt "The Enchanted Forest"
5:00 PM Show Closes!!
Take down of quilts and dolls
6:30 PM PICK UP OF QUILTS and DOLLS!!
to Please use NORTH Door for pick up.
8:00 PM

I WANNA GO HOME!!!

Do you have any books in your possession that "wanna go home" to our Guild library? Please check your home library to make certain that you don't have any orphans, and if you find some stow-aways, return them to the Resource Room, spit-spot! The librarians are doing the year-end inventory. They will be contacting you about any missing books. LQG has a very nice library (some of our books are irreplaceable!), so accountability is important.

If you can't get the books to the Resource Room, bring them to the Quilt Show. There will be special boxes under each Hostess/Greeter table for you to put them in.

Thank you for your attention to this matter.

Ribbon Salad

-from Kim Bock

Kim brought this to the full Board salad supper and everyone loved it!

7 different 3 oz. pkgs. Jello
(green, blue, violet, red, orange, yellow,
yellow - pick flavors to go with the colors)
8 oz. cream cheese
8 oz. Cool Whip
24 oz. sour cream

Dissolve green Jello with 1 c. boiling water. Take ½ c. dissolved Jello and mix with 1/3 c. sour cream. Pour into 9 x 13" pan. Let set in refrigerator 25 minutes. After it is set, pour on the remaining dissolved green Jello.

Repeat with each of the remaining blue, red, violet, red, orange, and first yellow packages of Jello.

For top layer : Dissolve 2nd yellow Jello with 1 c. boiling water. Mix softened cream cheese with cool whip. Stir in dissolved yellow Jello. Pour on top of set layers.

Chill until set.

Dues

IT'S THAT TIME of year again. You may pay your 1998-99 dues at the April or May meeting, or mail them to Nancy Pierce, 3401 S. 29th, Lincoln, NE 68502. Dues are \$25, senior members have the option of paying \$15. If you do not want your name in the membership book, please so note on the registration form.

Name _____

Address _____

Phone _____

Email _____

Yes, I want to take advantage of the Senior Citizen discount.

"Quiltin' at the Creek"

The eighth annual "Quiltin' at the Creek" exhibit will be held June 2 - 30, 1998, at Anna's Restaurant in Cedar Creek, Nebraska.

Participants from 20 states, Australia, England, and New Zealand were divided into groups of three, with each quilter helping to create a quilt top for each member of their group, following this year's theme of "Black, Gray, White and Bright."

The wall quilts will be on display throughout the Schoolhouse Dining Room and the Captain's Quarters during this month-long exhibit. Many of the participants are willing to quilt for others, and/or sell their own creations.

Also on exhibit will be "A Star for Maryanne," an opportunity quilt, the proceeds from which will be used to offset medical expenses for an individual who has participated in Anna's quilt shows for several years. Tickets for this quilt will be available during the exhibit; and the drawing will take place on Tuesday evening, June 30, 1998.

Unlike the majority of quilt shows, Anna's does not charge an admission fee. The exhibit is available for viewing by Anna's guests during normal hours of operation or for private parties during non-scheduled hours. Anna's is open for dinner Tuesday through Saturday evening, for lunch on Friday and Saturday, and for brunch on Sunday. Reservations recommended. For more information call 402-234-2662.

Raffle Results for April/May

Thank you for your support of our Class Scholarship Fund at the April meeting. We raffled 3 wallhangings and raised \$96.50. Thank you. Your support of this mini raffle has been fabulous!

A special thank you to all of the women who so graciously donated the quilts for us to raffle this year.

SO, what can you do to help? I need volunteers to make small quilts for next year's raffles. Call me AFTER the quilt show to sign up.

- Kate Laucomer (423-4611)


Lincoln Quilters Guild
P.O. Box 6861
Lincoln, NE 68506



BULK RATE
U.S. POSTAGE
PAID
LINCOLN, NE
PERMIT NO. 1001

Studio Light Impressions

Classic Portraiture



Williamsburg Village
421-8111