



Lincoln Quilters Guild - Quilting Since 1973 - Meeting second Monday of each month September through May, 7:00 p.m.

*Volume Twenty-Four, Number Six*

*February 1998*

### *Margaret Miller*

... is a contemporary studio quiltmaker . She travels widely, lecturing and giving workshops on color and design in quilting. She is very encouraging to quiltmakers at all skill levels and experience.

"1998, The Year of Your Quilt" is the title of her lecture and slide show. Accept her invitation to sit back and appreciate who we are as quiltmakers and dream some dreams of the quilts we want to make in the coming year. She will talk about time management, accumulation of fabric (a big stash), travel to conferences, studio spaces, and organization (OR lack of it).

### *Blockbender Quilts Class*

Based on her recent book of the same name, students work with squares and rectangles which have been divided into two triangles. Using numerous blockbender grids and line designs, students develop quilt plans which feature the illusion of curves and three dimensional shapes. Using a unique template making process and a number system to simplify fabric and value selection, students lose their fear of using many fabrics and many values in a single quilt project.

See registration on page 9.

#### *Memo Board*

**Meeting: February 9, 1998**

#### **Please Return those Overdue Books!**

The LQG library has a list of overdue books. We would like all members to check at home for any books they may not have returned. Thank you.

#### **Remember to Bring:**

1. Fabric nametag
2. Coffee mug
3. Friendship Blocks
4. Money for Mini Quilts Raffle
5. Show and Tell

*Hostesses:* Sheila Green, Marilyn Malousck, Ginny Harvey, Sandra Miller, Joan Ogle, Pam Pankoke, Lauren Davis, and Jean Marcroft, chair

## *A Cleaning Frenzy with Connie*

Cleaning is such a colossal waste of time....quilting time, family time, shopping time, any time!! Especially those BIG jobs, like sewing rooms. I'm not hearing any arguments with that statement, am I?

A few months ago I decided I would have to tackle the disaster I call a sewing room, because I was wasting too much time trying to find any little thing I needed. Besides, I had a zinger of an idea for fabric shelves I had to try. So...I waded right in, cleared a spot to sit, and started sorting through patterns, quilt show programs, notions, snippets of fabric (you really can throw those 3/4" pieces away...but OUCH! that hurts), old name tags. Oh, but wait! There's that quilt book I thought I lost. And the notebook I kept of patterns and templates when I first started quilting, and knew how important it was to be organized.

OK, now the clutter is cleared away from the west wall so those shelves can be loaded with my beloved stash. I'd always wanted to be able to say, "Well, yes, here are my reds, my tans are on this shelf,

plaids here, solids there, and my really uglies are just there." Stack that tin collection on the top shelf and it's truly a quilter's work of art.

Moving on to the next corner, I confront the pile of cotton shirts I never wear because they require ironing...the only ironing I've done for years is "the seam allowance towards the dark", if you catch my drift. Well, sainthood, here I come, 'cuz I'm gonna iron these shirts...or maybe not!

As I pick up the first shirt, I can't help but notice that the back is absent. Extremely large moths? I think not...their preference is wool, isn't it? I do believe I'm beginning to realize where daughter Carrie has gotten much of the fabric for her huge Grateful Dead quilt. Well, she has sure saved me lots of ironing time, and I'm pretty pleased she's taken such an interest in scrap piecing. I'll just cut the buttons off those shirts. Slowly I rise from my sitting position on the floor. OOOOOOH, my back...my knees...my neck!! And my hands are asleep from cutting off all those buttons. I take a look around. Looks great...I'll finish up tomorrow.

---

## *1997 Garage Sale Profits WELL SPENT*

After careful shopping, Lisa Gengenbach has purchased a video camera for the guild with the profits from last year's LQG garage sale. Lisa's expertise is in this field (video and broadcasting, not shopping), so we are very lucky to have her on this project.

The camera has features that will allow Lisa to edit our tapes (such as our Guild Treasures programs), thereby saving large amounts of money previously spent hiring an editor at an hourly wage. Lisa tapes our meetings (excluding any teachers who do not wish to be taped). She will also tape our quilt show, and special events. Thank you, Lisa.

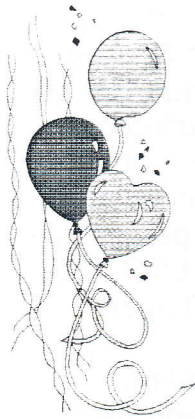
*The Enchanted Forest  
1998 Quilt and Doll Show  
Lux Middle School  
June 12, 13, & 14, 1998  
9 a.m. - 5 p.m.*

## *Plain Print Deadline*

The deadline for submitting articles for Plain Print is: February 11<sup>th</sup> for the Febr./March issue.

If you have access to email, please send the article to: [KATEJML@aol.com](mailto:KATEJML@aol.com) or mail it to Kate Laucomer (address is in the book). Or hand it to Connie Strobe or Kate Laucomer at the January meeting.


## Anniversaries



Don't forget... for our March 9, 1998, 25th Anniversary observation, as you are making out your New Year's resolution list of projects for 1998, and you come across a forgotten or abandoned project that you are no longer interested in completing, why not wrap it up very prettily (this is an anniversary, after all) along

with a note explaining when you started it, why you started it, and why you are giving it up. Bring it to the March meeting and everyone who brings a "project present" will receive one. Take your new project home and finish it. The next year (March 1999) we will have a reunion and all the projects will be unveiled.

Questions? Call Sandy Anderson...483-5496, afternoons and evenings.



## Have Quilt, Will Travel




Our raffle quilt, the Enchanted Forest, has traveled out west to Holdrege. It is on display at the quilt shop, Quilter's Delight, owned by Janet Kugler. Thank you, Janet,

for hosting our quilt. And also, thank you to Lora Rocke and Janet Barber for delivering the quilt to her.

Networking with Guild members and friends in the delivery and pick up of the quilt is essential in the traveling and display of this quilt. A special THANK YOU TO ALL who have already and those who will help us in the future. Your willingness to help is most appreciated.

## Quilt Show Auction

How can you help? We need donations for the auction: small and medium



wallhangings and dolls go great. February...another blah month of the year ... the perfect time to work on your donation. Donations have already been turned in and are waiting for company. Kate will come to the meetings prepared to accept donations.

Secondly, Kate needs workers to help run the auction. If you're interested in this aspect of the quilt show, please contact Kate (423-4611).

### Exec Board Meeting

Wednesday, February 4, 7 PM  
Resource Room

## Mary Ghormley

A Mary Ghormley interview will be part of "Out of the Shadows and Into the Light", which features historical imagery of women of Nebraska. The show, open free to the public, can be seen in the new Bemis Center For Contemporary Arts gallery at 724 South 12th Street in the Old Market, Omaha. The show begins January 24 and continues through April 26. Gallery hours: Thursday-Saturday 11AM-5PM, Sunday 1-5PM.

## Spring LQG Events

March meeting...LQG 25th Birthday Party  
March...National Quilting Day Tea  
April...Garage Sale  
April or May...Bus Trip

## Jackson's Meowings


It is cold and snowy outside today. The perfect time to stock up on some kitty kibble and curl up in front of the fire for a nice, long nap. I do feel sorry for my poor pet people who live in my house. They don't have nice fur coats like mine when they go out into the cold. Kathi and her committee people are getting ready for Valentine's Day. I just love the little candy hearts with funny writing on them. They are fun to batt around the house and hide in nooks and crannies. And later, when one of my people find them, they get a nice Valentine surprise. There will be great surprises at the Enchanted Forest Quilt Show.

Kari Ronning has been really busy. She has been making small replicas of antique quilts. I am told she has shown some of these at Show and Tell. Kari will have 60 small quilts hanging in the Enchanted Forest. That is more than I can count since cats only have 18 digits total on their four paws. These small replicas would be purr - fect catnap size, but Kathi says that is a kitty no no.

The committee is really excited because Lisa Gengenbach will be making a video record of our show with the Guild's new video camera. In the future, others can use this to see what was done and how it works. Just like humans! they need a video to help them remember.... Cats are like elephants and never forget!

I wish I could give everyone a nice, big kitty Valentine to thank them for the work they have done on the show. Please remind Kathi that kitties like Valentine's gifts, too. Like a nice, red, catnip mouse and maybe


some chicken flavored treats.



Your furry friend,

Jackson

## Woodland Shop



What is the Woodland Shoppe? It is a boutique that will be held during our upcoming quilt show.

Guild Members: you may sell your wares! The only fee charged is a small percentage of your sales that is retained by LQG. You are also expected to work a shift at the Woodland Shoppe.

Start churning out those wonderful handcrafted items right away... and watch them turn to \$\$\$\$\$ next summer! Watch for sign up info in the spring.

Sheila Green (483-0453)

Brenda Carlson (489-9098)

## Name Tags - Help Needed

Saturday, February 7<sup>th</sup>

9:00 am to 1 pm

Resource Room

There will be a work day to make name tags for the quilt show. This will be a fun event with easy cutting, gluing, and hand sewing. Stay all morning or drop in for an hour.

New members are encouraged to join in. You can meet new friends, visit the resource room, and check out our library. All in one morning.

Please bring sharp scissors, basic sewing supplies (including pastel thread), and craft glue.

Questions? Call Anne Parrott (476-8314)

### **Don't Forget!!!**

.....to sign up to work at the Enchanted Forest Quilt Show... all of you are needed to help us have a successful show.

## Quilt Show Alphabet

Phyllis Higley was the winner of the "Enchanted Forest Alphabet Know-It-All Award" in January. She won a Mary Ellen Hopkin's rotary cutter pin for remembering that Z stood for Zebra in a Zoot Suit.

Be sure to pay careful attention to this and future alphabets so that you, too, might be an "Enchanted Forest Alphabet Know-It-All Award" winner. This month's alphabet is a list of things that might be found in an Enchanted Forest. Remember...and Good Luck.

Becky Haynes

**A** is for ants

**B** is for bugs of other sorts

**C** is for creepy crawlies that defy the bug description

**D** is for dogwoods

**E** is for Enchanted

**F** is for Forest. The Enchanted Forest is THE place to be next June if you're a quilt, a doll or a quilt or doll lover.

**G** is for gnomes (and fairies, but since E and F will forever stand for Enchanted Forest this is the only way I could work those fairies in.)

**H** is for hummingbirds

**I** is for iris and other lovely flowers

**J** is for June 12-14

**K** is for katydids (Kate did WHAT?)

**L** is for leaves

**M** is for moss and other soft green things

**N** is for needles that fall from pines

**O** is for owls--we may need a few of the night variety

**P** is for pines that the needles fall from

**Q** is for quiet--enjoy it now because there won't be much of this in a few months

**R** is for rainbows

**S** is for songbirds

**T** is for trolls

**U** is for unicorns--there's sure to be at least one in an Enchanted Forest

**V** is for Venus needle, an obscure plant that sounds like a tool for a mythological quilter

**W** is for the Woodland Shop--a premiere spot in this Enchanted Forest

**X** is for exceptional quality quilts and dolls--our forest will be full to brimming with these

**Y** is for something YELLOW (my personal favorite)

**Z** is for zippity doo da--surely an enchanted forest has a little of this!

## Win a Free Membership

Want to have a free membership for the 1998 - 1999 LQG year? All you need to do to be eligible is be the member to sell the most raffle tickets on our beautiful raffle quilt, "Enchanted Forest."

Tickets will be available at each Guild meeting or you can contact Karalene Smith at 477-4788 Kathi Kinnaman at 488-4295.

Lincoln Quilters Guild  
January General Meeting  
January 12, 1998 7 p.m.  
Seventh Day Adventist Church

President Connie Strobe called the meeting to order, welcoming members.

Sheryl Jonas introduced Mary Ellen Hopkins, who presented a program, "I Can't Take Off My Red Shoes."

The minutes were approved as corrected from the Plain Print. Scholarships are \$250 rather than \$200. and the September 30 balance was mislabeled as the October 30 balance in the treasurer's report. Lynn DeShon gave the treasurer's report.

Sandy Anderson shared "Silver Moments" recalling events at five year intervals starting in year four of the guild, 1976.

#### Announcements:

Forty-one guests were welcomed.

Hostesses for the evening were thanked including Ellen Mayer, chair. Call Ginny Landkamer, 489-2633, if you would like to be hired to quilt.

Romance of Crazy Quilts will be Feb. 15-22 at the General Crook Museum, 30th and Fort, Omaha. If you have questions call Pat or Mickey Andersen.

In March for the guild birthday, bring an orphan project nicely wrapped as a gift. You will receive one in return. Bring the finished project to the birthday in March, 1999.

Mary Brooks, 488-2900(day), 781-2776(evening) is looking for members for the nominating committee and those who would like to be considered for elective offices. Call her.

Sheryl has handouts from Ricky Tims' class.

Kim Bock has order forms for Mary Ellen's books.

Flowered nametags for the quilt show will be made at the Resource Room on Feb. 7, from 9 a.m.-1 p.m. Come and help make 175 more tags. If the weather is bad, it will be rescheduled. Questions - call Anne Parrott.

There is a clipboard circulating to get information about small quilt groups.

Thank yous from the International Quilt Study Center and the University of Nebraska Foundation for the donation of N.Q.A. funds for quilt adoption were read.

Kate Laucomer reminded members to continue to make items for the quilt show auction.

#### Continuing Business

Kate announced winners of this month's Mystery Drawing. She reminded members that participation makes more money available for class scholarships. She announced that scholarships for the Margaret Miller class go to Lynn DeShon and Marilyn Thompson.

Roxann O'Hare and Sandi Schulze presented two sets of friendship blocks. The heart block will be the February friendship block.

Kim Bock took an informal vote in which members showed a preference for a one day bus trip. She will get more information to share next month. The trip will be in late April or early May.

Becky Haynes gave a pop quiz about the quilt show alphabet in the Plain Print and awarded a rotary cutter pin as the prize.

The meeting was adjourned to show and tell.

Barb Evans, Secretary

#### *Raffle Results*

Thank you for your support of our Class Scholarship Fund at the last meeting. We raffled 3 wallhangings and raised \$130.50!!!!!!! Thank you, thank you, thank you.

A special thank you to Becky Haynes, Martha Lane, and Doni Boyd for donating the wallhangings.

SO, what can you do to help? Keep purchasing tickets.

The raffle at the February meeting will be for mini quilts - they ARE great!!! And they could be yours for a CHEAP 50¢ ticket. (OR 2 or 3 or 10 tickets!!!!)

- *Kate Laucomer*

LINCOLN QUILTERS GUILD

Treasurer's Report

November & December, 1997

Balance Forward October 31, 1997 \$ 3,857.83

Receipts:

Scholarships	45.00	
Raffle Quilt	55.00	
Membership	25.00	
Friendship Blocks	16.00	
Stocking Stuffers	20.00	
Trans. Money Market	5,500.00	
January Seminar	1,140.00	
Total		6,801.00

Disbursements:

Stamps	155.04	
P.O. Box Rental	20.00	
Coping	.97	
NQA: Adopt a Quilt	5,000.00	
Books, Library	203.29	
November Program	108.44	
Photos	40.77	
Membership Expense	100.19	
Quilt Show	267.57	
Insurance Quilt Show	29.00	
Christmas Stocking Winners	20.00	
Camcorder	1,065.99	
Dec. Rent: Resource Rm	150.00	
Dec. Meeting Rm. Rent	85.00	
Newsletter, January	223.65	
Serv Chg Chking, Oct./Nov	15.75	
Total		(7,485.56)

Balance on Hand December 31, 1997 \$3,173.27

MONEY MARKET ACCOUNT

Balance Forward October 31, 1997	\$15,858.42
Disbursements: NQA	(5,500.00)
Adopt a Quilt	5,000.00
Books	500.00

Receipts: Interest	Nov. 37.73	
	Dec. 30.47	68.20

Balance on Hand December 31, 1997 \$10,426.62  
(All General Funds)

CERTIFICATE OF DEPOSIT

6 Month CD, First Bank, Matures 3/2/98 \$ 5,294.85

*Neiman Marcus Brownies*

I box Butter Pecan cake mix  
I stick margarine, melted  
I egg

Mix cake mix, I stick margarine and I egg well. Press into a 9 x 13 pan.

I lb. powdered sugar  
I stick margarine, melted  
I - 8 oz. pkg. Cream cheese  
2 eggs  
1 C. chopped pecans

Combine powdered sugar, cream cheese, I stick margarine, & 2 eggs. Mix well. Pour over cake mixture. Cover with chopped pecans. Bake at 300 degrees for 55 minutes. Cool and cut into squares.

- from Pam Lam


Hints for Better Quilting  
from The Busy Quilter's Survival Guide by Joyce Livingston (Good Life Treasures), ©1995

- from our own Sandy Anderson

I use a lot of baggies. Cut out pieces and put individual blocks or sections of a quilt in baggies.

When I have a large quilt that I am quilting, I don't keep putting it away, I leave it out and whenever I have a few minutes, I put in a needle full of stitches, like waiting for everyone to get ready to leave in the morning, any free minutes... these add up. I am talking about non-scheduled sewing time, which to me is during my favorite TV shows.

FEBRUARY FRIENDSHIP BLOCK  
SCRAPY HEART



Block size with seam allowance is  $7 \frac{1}{2} \times 10 \frac{1}{2}$  inches.

Please use prewashed 100 % cotton fabrics.

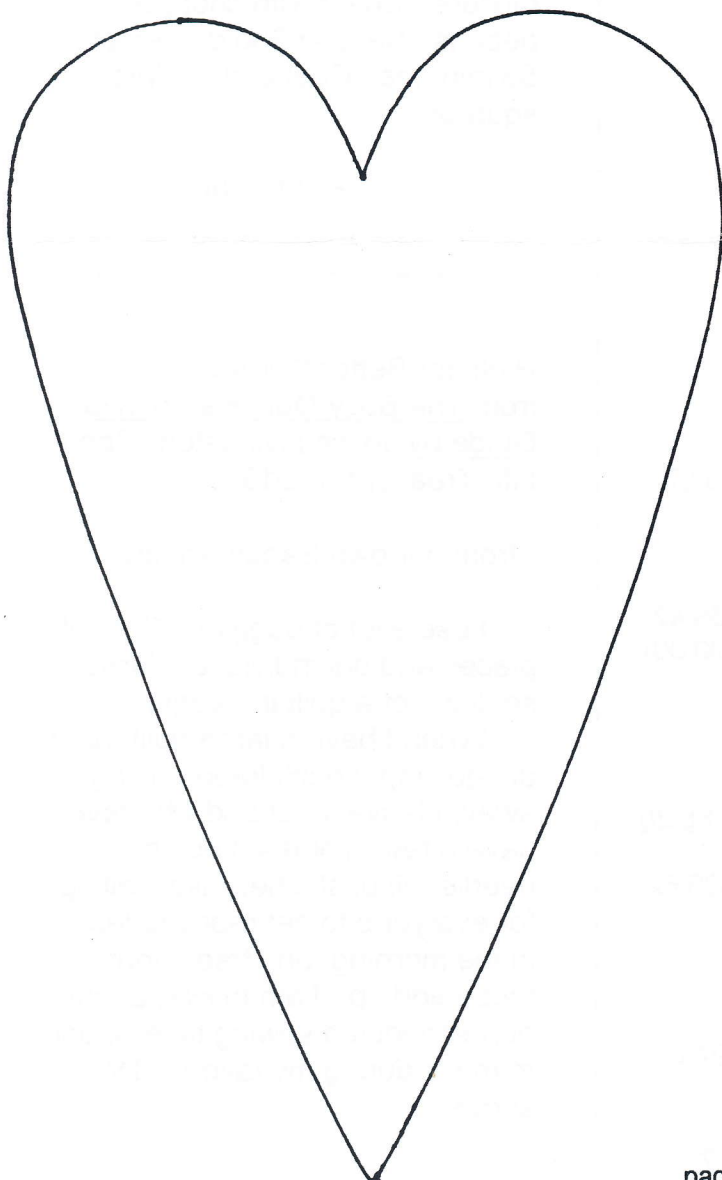
Cut 1 tan or beige print background  $5 \frac{1}{2} \times 8 \frac{1}{2}$ .

Cut 4 assorted med. to dark strips  $1 \frac{1}{2} \times 8 \frac{1}{2}$ . (include your friendship plaid as one of the strips.)

Heart fabric - any red or burgundy print fabric

To sew use  $\frac{1}{4}$  inch seams. Add a  $1 \frac{1}{2} \times 8 \frac{1}{2}$  strip on each tall side of background rectangle. Press to the dark. Now add the last two strips - one on the top and one on the bottom. (yes, they are too big, cut off excess) Press.

Our favorite method of applique is to use fusible web and hand stitch the bottomhole or blanket stitch around heart. You may use any method you like, in any color. The heart is shown actual size, so if you use a traditional method, add seam allowance.



Roxann & Sandie  
785-6505 484-7617

Quilters offer advice  
from The Busy Quilter's Survival Guide  
by Joyce Livingston (Good Life Treasures),  
©1995

- from our own Joan Biasucci

Take frequent road trips with other  
quilters, and always adhere to the following  
*very important rule:*

Never tell anyone (meaning a husband)  
what any member of the group purchased  
and/or ate on the trip. Always remember,  
and recite very carefully to anyone  
(meaning, a husband) who asks, the all-  
important phrase "I think it was some kind of  
salad..."



## Margaret Miller's Blockbender Class

Tuesday, February 10, 1998  
set up at 9, class 9:30 am - 4 pm  
Cost: \$30

Students work with squares and rectangles which have been divided into two triangles. Using numerous Blockbender grids and line designs, students develop quilts planned using a unique template making process.

Limited to 25 students. Registrations accepted now.

Send SASE, registration information (below), and \$30 check to:

Lincoln Quilters Guild  
Sheryl Jonas  
5217 S. Windlesham Ct.  
Lincoln, NE 68516

Name \_\_\_\_\_

Address \_\_\_\_\_

Phone \_\_\_\_\_

## State Guild

Connie Strobe (423-7375), Sandy Anderson (483-5496), and Kathi Kinnaman (488-495) are still looking for people to help as committee chairs for 1998 QuiltNebraska. This is the annual convention of the Nebraska State Quilt Guild. And it will be held in Lincoln at the Cornhusker Hotel, July 24 - 26, 1998. If you want to join in the fun (and there are really cool teachers coming!!), send in your membership dues now so you will receive the newsletter with all the information about this event.

Make checks payable to NSQG for \$12 and send to:  
Nebraska State Quilt Guild  
209 McNeel Lane  
North Platte, NE 69101-6054

Name \_\_\_\_\_

Address \_\_\_\_\_

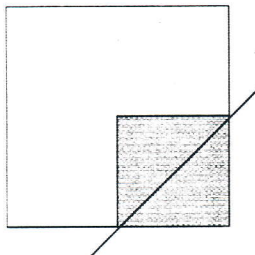
City \_\_\_\_\_ State \_\_\_\_\_

Zip \_\_\_\_\_ County \_\_\_\_\_

Phone (\_\_\_\_) \_\_\_\_\_

## Recipe from Mary Ellen Hopkins

Talking to Mary Ellen after the Guild meeting, she gave us permission to print the measurements for cutting blocks for her connector blocks.



Big Sq Cut	Big Sq Finish	Little Sq Cut	Little Sq Finish
5"	4½"	2-3/4"	2¼"
3½"	3"	2"	1½"
6½"	6"	3½"	3"

Cut small square = Big square finished size divided by 2 + ½".

## Overheard at a Meeting:

"Mabel, I'm so glad to see...but what's wrong?"

"Well, Gertrude, I made this really great quilt...it was red and white and black. I made it to celebrate the Huskers as 3<sup>rd</sup> national champs...."

"So, what's wrong?"

"Now it's red, pink, and black...and puckered!!!" sobbed Mabel.

"WHAT? Mabel, did you prewash your fabrics??"

"No Gertrude," Mabel wailed. "I heard you didn't have to do that anymore!"

"Well, I still wash mine... I figure better safe than sorry... I don't want those fabrics bleeding or shrinking once they're in my quilt!" Gertrude said trying not to feel smug.

Sniff. "Her quilts may be flat as a pancake, but mine's wrinkled as a prune... and it's pink, too!!!!" sniffed Mabel.

Lincoln Quilters Guild  
P.O. Box 6861  
Lincoln, NE 68506



BULK RATE  
U.S. POSTAGE  
PAID  
LINCOLN, NE  
PERMIT NO. 1001

Studio  
Light  
Impressions

Classic Portraiture



Williamsburg Village  
421-8111