

# Plain Print

Lincoln Quilters Guild • Quilting Since 1973 • Meeting second Monday of each month • Sep. through May, 7:00 pm.

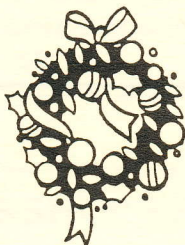
Vol. 22, Number 2

October 1995

## From the Vice President

You are invited to demonstrate your quilting, design, or fabric embellishment talent at the November meeting during the Boutique. It would be fun to see crazy quilt stitches, binding, quilting, batting displays, or bead and button decorations. Please call Marilyn Lockard, 489-4944, to volunteer.

You are also invited to request a demonstration of a skill you want to learn. We will try to find a member who can do it. Please call Marilyn. Thanks.



## SANTA'S SOCKS

Can you believe it? It is time to start thinking about Santa's socks already! Due to the overwhelming success of this project last year we will make this our "Second annual Santa's socks project." For those interested in putting your talents, creativity, and generosity together you can make a Christmas stocking to be judged in a viewers choice contest at our November meeting. We will be asking for \$1 per vote in which the money will go towards filling the stockings full of goodies. The socks and the goodies will then be donated to needy families/children for Christmas. Start thinking about donations and stockings. More information will be given at the October meeting. Any average-sized Christmas stocking will be acceptable. Questions, or if you need a stocking pattern or want to volunteer to help with this wonderful service project, please call Betty Wolff - 421-3952.

## JUST DO IT

The LQG Fall Boutique will be held at our November meeting. Please get your creative juices flowing and start working now on your inventory. You may sign up for a space to sell at the November Boutique on a clipboard at the October meeting or call Joyce Donlan at 467-2938. Fifteen percent of your sales will go back to the guild. You may have the same sales number you have previously used if you so request. Get busy — get cracking — JUST DO IT.



## Christmas Ornament Exchange

As part of the LQG holiday tradition, we will hold our annual Christmas Ornament Exchange during the November meeting.

We encourage all guild members to participate and in fairness to all, are requested that only quality, handmade fabric ornaments be included. Each ornament must have a name tag attached, indicating the name of the contributor. Any questions can be directed to Sandie Schulze 484-7817

## REMEMBER NEW Meeting Time

Refreshments at 6:30 PM  
Meeting begins at 7:00 PM

Don't Be Late!!!

## Deadline For Newsletters

Please give Newsletter information to **Linda Mager** or **Charlotte Boe**. *Absolute* deadline for newsletter information is 10:00 PM of the Wednesday following the guild meeting. Information must be in Charlotte's hands or it's too late.

<u>Issue</u>	<u>Deadline</u>
November	October 11
January	December 13
February	January 10
March	February 14
April	March 13
May	April 10
Summer	To Be Announced

## Remember!

Wear your fabric name tags - it may be beneficial to you!?!?! and definitely helpful to others!!!

## October Meeting

October 9, 1995 ● 7:00 pm

### "Quilt Tales and Happy Trails" Eleanor Hunnel

Seventh Day Adventist Church,  
48th & Prescott, Lower Level

#### September Hostesses

Barb Wittstruck, Chair	Genie Sullivan
Julaine Thomas	Pat Gormley
Judy Thompson	Linda Hemmingsen
Marilyn Van Wart	Ginny Landkamer

#### Things to Bring in October:

1. Past Due Library Books
2. Name Tag
3. Friendship Block Exchange
4. Mug
5. Photo for Membership Photo Album
6. Cuddle Quilt Donations
8. Show & Tell

### *"Scraps from the President"*

#### HAPPY AUTUMN TO ALL QUILTERS!

It was very exciting to see all of you again in September and to see all those lovely fabric name tags. As the cooler weather approaches, I am thinking fondly about curling up in my favorite chair, hunched under my favorite lamp, a great cup of tea handy and one of my endless supply of quilt tops on my lap ready to quilt. With any luck at all I can get more than 10 stitches put in before I need to start my taxi service for my daughters.

Autumn is always a beautiful time of the year and the colors are so wonderful and inspiring. Every year I find myself wishing for a Maple Leaf quilt in glorious fall foliage (maybe next year!!!).

As our thoughts turn toward the winter season, don't forget to continue working on your quilts for the quilt show in March and we can't forget the auction - don't you have just a couple spare minutes each day. Recently, I was at a quilt gathering and a few of us were discussing how some people get so much accomplished and some of us just seem to spin our wheels. One of our own LQG members (name withheld to protect her identity) admitted to me that she gets so much done because she never just sits around, she always has something to work on in her hands. I asked if she ever just sits down and reads a book, she told me she reads while she quilts. She props her book on a cookbook stand and quilts away. Can you imagine that!!! Now that is something for all of us to remember - where there's a will there's a way and a quilter will find it!

The point to this story is - there should be very few excuses for not having a quilt in the show in March. The Lincoln Quilt Guild is an extremely talented group of people - let's have a great turnout for the show. Remember - Quilt it and they will come!!!

*Linda Mager*, President

## MEMBERSHIP BOOKS

Please pick up your membership book or have a friend pick it up for you, if you won't be attending the meeting. We have over 100 books not picked up, which would cost us \$50 in postage. Sherry Taylor, 483-5442.

## Trip Around The World Workshop

Trip Around the World by Eleanor Hunnel  
Tuesday, October 10, 9:00 AM to 3:00 PM  
\$10 class fee plus \$15 fabric kit to be purchased in class for making a miniature wall hanging (including borders and binding) available in several color combinations.

A pattern for making Trip Around the World from king size to miniature is included. Class will be on the Tabitha campus in the Emma Colling building at 611 South 48th in the lower level.

Eleanor will also demonstrate binding (nice and flat!), hand quilting (nice and event!), and basic machine quilting. Eleanor presented "her story" at the Nebraska State Quilt Guild meeting in Lincoln a few years ago which brought laughter and tears and the feeling that we're all in this together! Her hometown is Johnstown, Nebraska.

Please send your check for \$10, registration form and a stamped self-addressed envelope to Marilyn Lockard, 5031 M St., Lincoln, NE 68510

### WORKSHOP REGISTRATION

Eleanor Hunnel, Tuesday, October 10  
9:00 AM - 3:00 PM

Cost \$10.00 for workshop  
Kit \$15.00 to be purchased day of class

Send \$10 Check, Form and SASE to:

Marilyn Lockard  
5031 M Street  
Lincoln, Nebraska 68510  
402-489-4944

Name \_\_\_\_\_


Address \_\_\_\_\_  
\_\_\_\_\_

Phone \_\_\_\_\_

## 1ST QUILT RESTORATION CONFERENCE

The Quilt Restoration Conference was held Sept. 8, 9 and 10, 1995 at the College of Saint Mary in Omaha, NE. The keynote speaker was Camille Dalphond Cognac, Quilt Restoration Society President. Participants from across the U.S. and Australia met for three days to share restoration techniques, resources and tips. Guild participants included Mary Ghromley, Pat Hackley, Mary Dunn, Lois Wilson, Fay Kleiewer and Sue Volkmer. The 2nd Conference will be held in Albany, New York in October 1996. This conference will held between Omaha and Albany in alternating years.

Postcards of the raffle quilt available  
at the guild meetings. Stamped  
2/\$1.00, Unstamped 3/\$1.00



## FRIENDLY FACES 4-H CLUB

by Barb Clement

On September 11, 1995 the Lincoln Quilters Guild was joined by a group of young quilters from the Friendly Faces 4-H club, all of whom had made quilts. These seven girls had attended a Quilt Camp taught by Jean Ang and Barb Clement, both members of the LQG. At camp, the girls learned to rotary cut, strop piece, piece half-square triangles the easy way, add borders, and machine quilt, among other things. The camp met every day for one week, 9-3 each day, and by the end of the week had pieced tops, based onto batting and backing. The girls completed their quilting and added binding at home. Four of the girls completed their quilts in time to enter them in the 4H division at the Lancaster and State fairs. Everyone worked hard, learned a lot, and had a great time. The girls are already talking about next year! The girls are: Jaime Clement, Hayley Rezac, Stephanie Stull, Sara Hulvershorn, Kristin Gokie, Kathleen Arends, Kai Peters (absent at the guild meeting).

# Friendship Blocks 1995-96

Patterns are included with this months newsletter. Save these as they will not be reproduced.

**October** - 8" Puss in the Corner block in Halloween colors (see pattern)

**November** - As the most joyous time of year approaches lets get into the holiday spirit by proving it's better to give than to receive, although we will be doing both. By now everyone should have a nice selection of holiday fabrics. Bring in some of your favorites in fat quarter pieces to exchange. If you don't have any at home, one yard of fabric will split into four fat quarters very nicely. Feliz Navidad!!

**January** - 9" Ohio Star in baby colors (see pattern)

**February** - Instead of valentines, we thought it would be a nice change to exchange some strips of fabric Valentines colors. Pinks, reds, burgundy's, "roses," and some whites will make anyone's heart sing.

**March** - 8" Good Luck block in greens (see pattern)


**April** - To alleviate those April showers bring in your spring flowers! Get together a "bouquet" of your prettiest spring prints and colors in 6" squares. A bunch of pretty spring flowers always brightens my day. I'm sure it would do the same for you.

**May** - 9" Pinwheel in assorted colors (see pattern)

LINCOLN QUILTERS GUILD			
August 1, 1995 - August 31, 1995			
Balance Forward - July 31, 1995			690.89
Receipts			
	Dues		309
	Retreat		4160
	Cuddle Quilt		10
	Frame Rental		70
	Book Royalty		73.19
	Fair Award		4
	Total	4626.19	4626.19
Disbursements			
	Resource Room Rent	150	
	Retreat	132	
	Total	282	282
Balance On Hand August 31, 1995			5035.08
MONEY MARKET ACCOUNT			
Balance Forward - July 31, 1995			9238.02
Receipts			
	Interest	23.32	23.32
Disbursements			
	None		
Balance On Hand August 31, 1995			9261.24
NQA Proceeds			5186.39
Scholarships			245.00
LQG General Funds			3781.46

## OCTOBER

With October you have Halloween and with Halloween you have cats! Our block this month is "Puss in the Corner". It's a very simple block we're sure you'll enjoy doing. Use Halloween colors and/or prints with off white or tans as the alternate color. Below are the templates with a 1/4" seam allowance already added. The finished size is 8" so your block should measure 8-1/2". You may also want to use the strip piecing method instead of the templates using 2-1/2" and 4-1/2" strips.



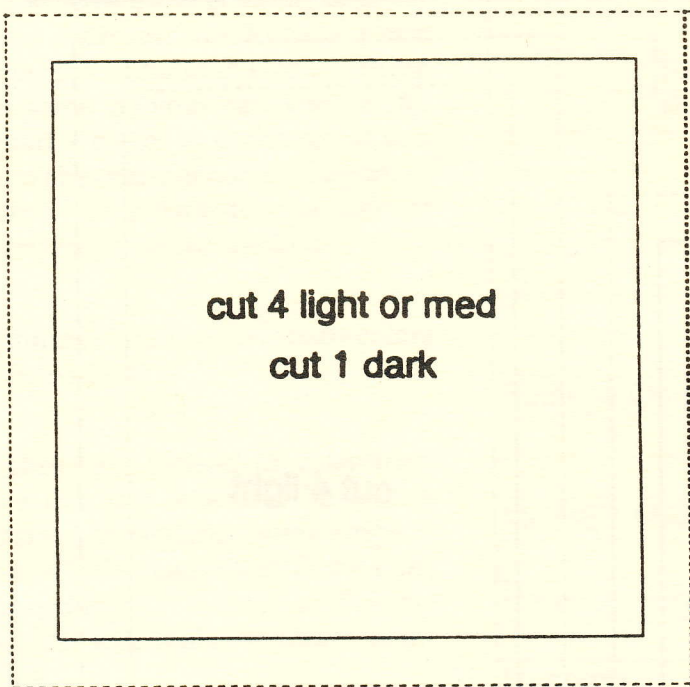

cut 1 dark

cut 4 dk

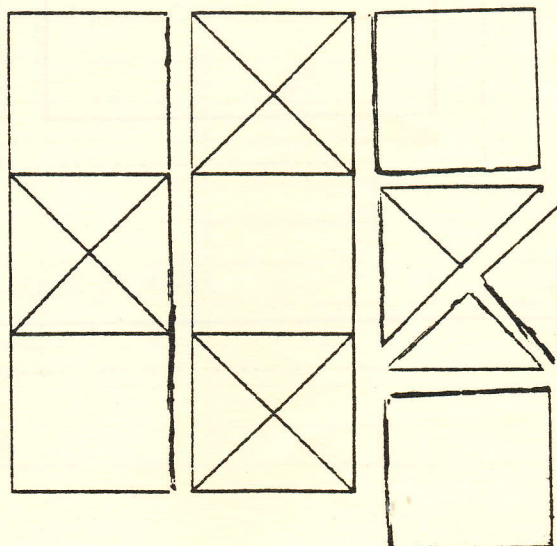
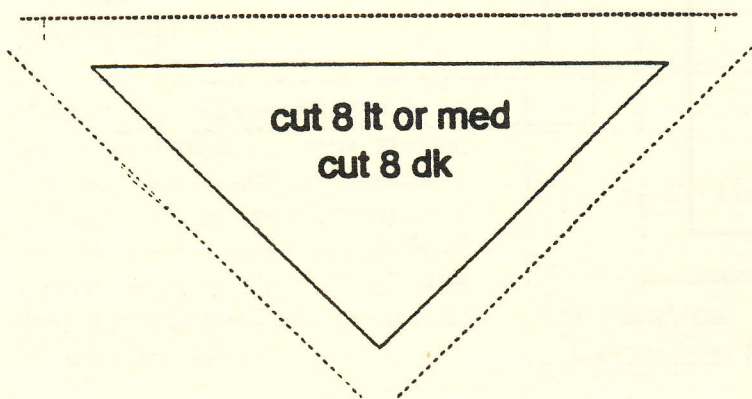
cut 4 light

# JANUARY

The New Year is upon us and what better way to celebrate than by honoring Baby New Year! This month's pattern is for an Ohio Star done in baby colors. Soft pastels and infant prints will make these blocks the star of any baby quilt or wall hanging. The templates are shown below with 1/4" seam allowance added. The finished size will be 9" so your block should measure 9-1/2"



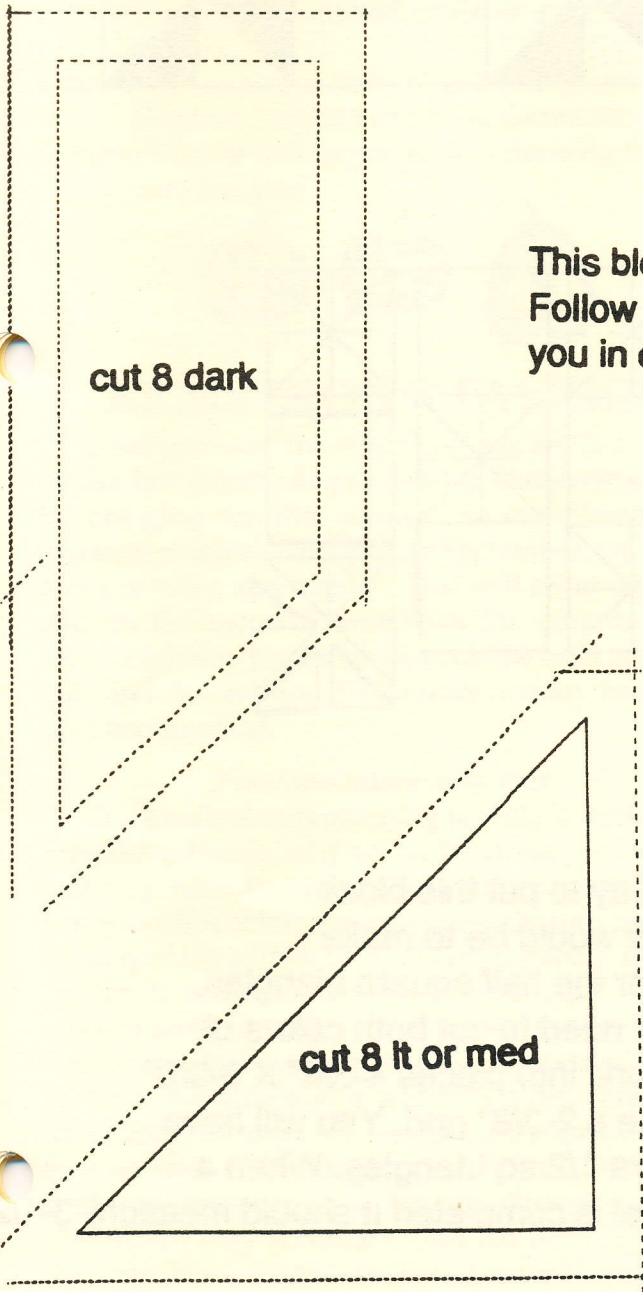

The easiest way I found to assemble this block is to sew my triangles together first, then assemble three rows and then stitch the three rows together. You may have an even simpler way. If so, please let us know so we may share it with the rest of the guild.



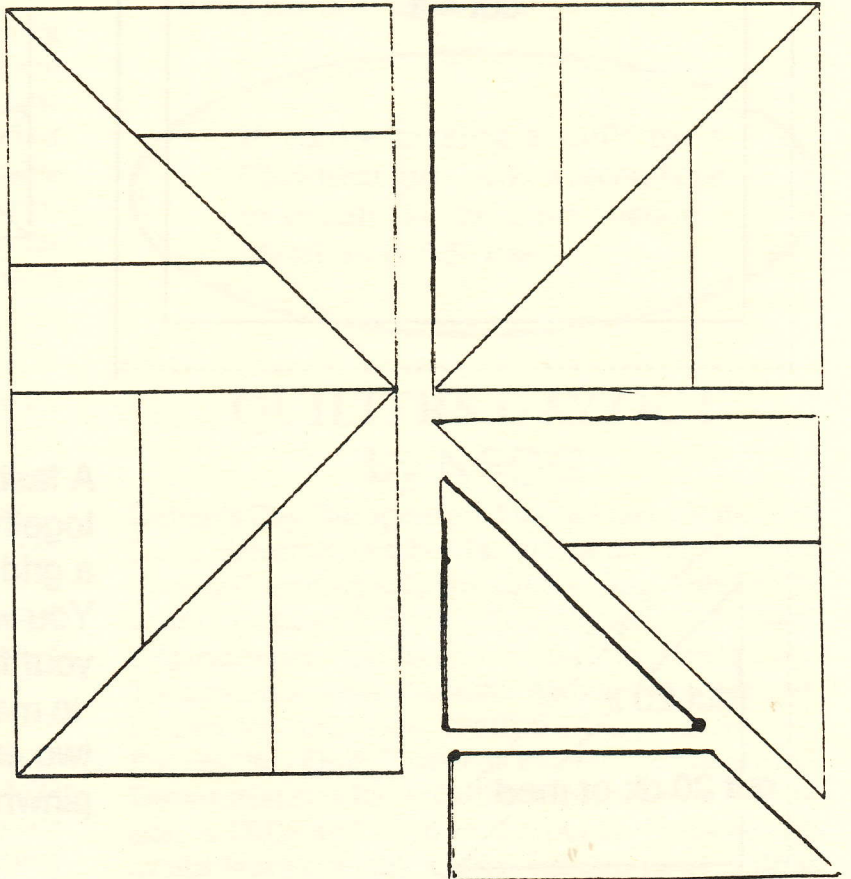
# MARCH

The luck of the Irish is abundant this month with our "Good Luck" block. Done up in greens with tans as the alternate will make any leprechaun "green" with envy. Below are the templates needed.

A 1/4" seam allowance has already been added. The finished size is 8" so your block should measure 8-1/2".

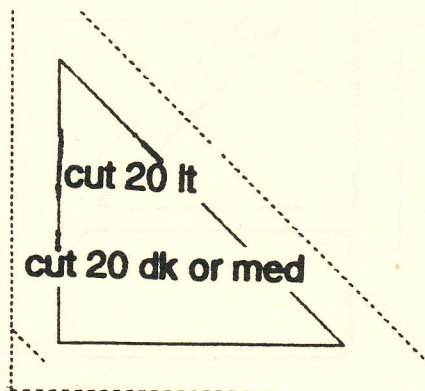
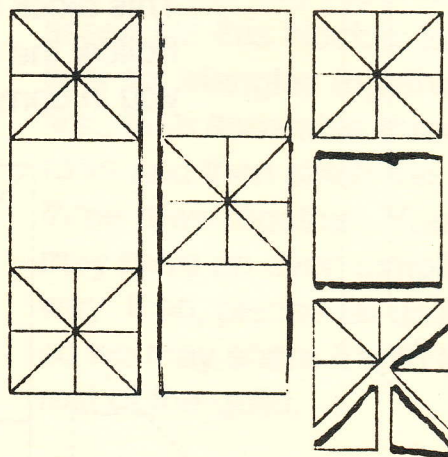
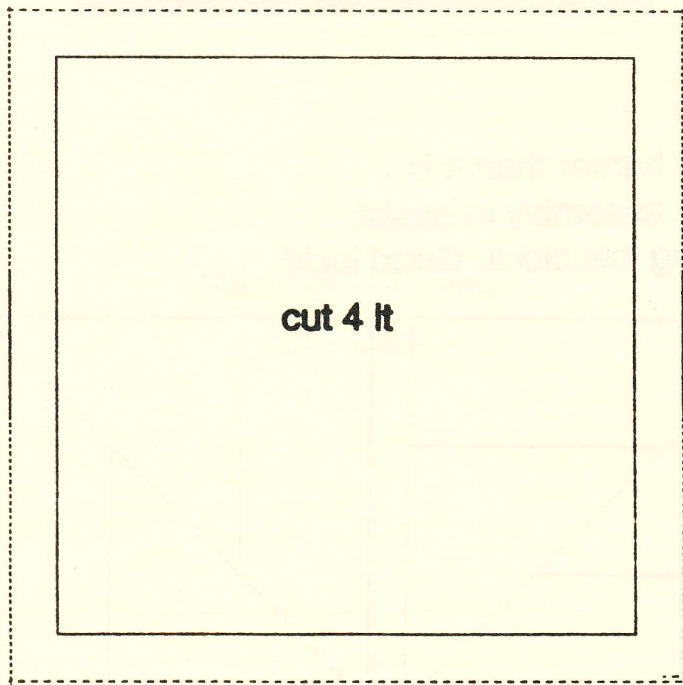



This block looks harder than it is. Follow the block assembly to assist you in completing this block. Good luck!



MAY

Round and round and round they go on your scrappy pinwheel block. Use as many colors as you can on this months friendship block with tans as the alternate. Spin a happy scrappy look to while the days away. The templates are shown below with a 1/4" seam allowance already added. The finished size is 9" so your block should measure 9-1/2"



A fast way to put this block together would be to make a grid for the half square triangles. You will need to cut both colors of your fabric into pieces 4-3/4" X 6-9/8" to make a 2-3/8" grid. You will have two extra 1/2 sq triangles. When a pinwheel is completed it should measure 3-1/2".



## LQG AUCTION

'TRADITIONS . . . OUR LOG CABIN LEGACY'

Deadline: Monday, March 11, 1996, LQG Meeting.  
Auction Donation Suggestions:

Quilts: any size, hand or machine pieced, tied, hand or machine quilted.

Wallhangings: any size (ready to hang), same specifications as above.

Quilt Tops: any size - crib, wall, bed (twin, full queen, king).

Dolls, any type, good quality.

Quilted Clothing: jackets, vests, skirts, etc.

Misc: quilted table runners, tree skirts, Christmas stockings, pillows, pillow quilts.

Combo items: doll with bed, chair, or quilt; quilt with bed, etc.

Other ideas or suggestions please call either: **Lynn DeShon 785-5225** or **Sheila Green 483-0453**

Donator's name will be placed in a drawing for each item donated.



## ARMSTRONG FABRICS

Glad you liked the many books of really stunning fabrics last month. As promised at that meeting I will be bringing for this month the completely new assortment which I did have in September, but lacked space to bring and display. That will cover one table and on the second I will have the darker, richer, heavier holiday pieces which could be used nicely for gifts and decorations. These have already been to at least one meeting.

### Now the Interesting Part

Since each of us is planning to make a stocking for Friendship House, why not make it from pieces which you may have free from the Armstrong stash. That way we will be able to design some really nifty creations to say nothing of their being cheap, cheaper, cheapest.

Has it ever occurred to you how much we have taken in on our sales of these fabrics? Even if it has not I'm going to let you guess anyway. It all stated in June 1992 but thinking that it was only a one time gift it never occurred to me to keep separate account. At that time we were still selling things left from NQA Show so all was lumped together for sales through June 1993 of \$281.91. Very accurate record has been kept since that time. How much? You'll find out at this meeting. **Jean Davie 488-3226.**

## RULES AND REGULATIONS FOR 1996 QUILT SHOW

Traditions: Our Log Cabin Legacy, Cotner Center, 1540 North Cotner, Lincoln, Nebraska, March 15, 16, 17, 1996, 9 AM to 5 PM.

Check in your quilts March 8 through 11, 1996.  
Call 489-6345 for drop off places.

1. Use one form per item entered.
2. Return forms by February 1, 1996.
3. Limit three (3) entered items per LQG member. Note order of priority if we cannot show all your quilts.
4. No entries are to have been shown in any previous LQG show.
5. Place each entry in a fabric bag which has on it your name, address and phone number.
6. Insurance for quilts will be the responsibility of the exhibitor. Check with your insurance representative.
7. All entries must have been made or completed by a Lincoln Quilt Guild member (except for antique display).
8. A name label must be sewn on the back of each entered item.
9. By entering my quilt in this show, I give permission for photos to be taken of it.

If you're making a quilt for a Christmas gift - make a second one to donate to the quilt auction - March 16th, 5:30 PM.

## QUILTERS DAY OUT by NSQG

Quilter's Day Out sponsored by Nebraska State Quilt Guild, Saturday October 14, 10 AM to 5 PM. Phelps County Cooperative Extension Building, 1308 2nd St. South, Holdrege, NE. "Insurance Appraisal of Quilts" by Janet Sears, "Quilts on the Bias" by Donna Lynn Thomas, Style Show: Wearable Art by Jenny Raymond, District III Quilt Show, Hoffman Challenge Exhibit, Pilgrim/Roy Quilt Challenge Exhibit, Merchant Mall, Demonstrations, Raffle Quilts, Refreshments. Admission is FREE and open to the public. Luncheon is available at extra cost. Questions: Call **Janet Phillips at 308-995-8213.**

# COTTONWOOD QUILTERS

## 1995 Quilt Show

"Quilting is Music to our Ears" 1995 Quilt Show, October 27, 28, and 29. Featured artist is Alison Goss of Cumming, Iowa. Special lecture on Friday at 7:00 PM (fee \$4.00), "Hot Tropics" Workshop on Saturday, 9-5 (fee \$20.00). Show hours - October 27 & 28, 10 AM to 6 PM. October 29, 12 Noon to 4 PM. Raffle Quilt, Country Store, Mini-Raffle, Christmas Silent Auction, Concessions. Donation for admission \$2.00, Elkhorn Middle School, 500 Hillcrest Street, Elkhorn, Nebraska.

There were some terrific quilts at the State Fair - consider showing your quilt at the quilt show - March 15, 16, 17, 1996

## THANK YOU

A special thank-you to all volunteers who helped with white-gloving at the Nebraska State Fair this year. It was very much appreciated. The variety and quality of quilts was very good again this year. The quilt show is the highlight of the fair for many people. Thank you again for making it a success.

**NSQG State Fair Chairmen - Jean Ang and Shelly Burge**

## Fair Winners of LQG Awards

Best non-functional quilt was given to Stella Schaffert (2033). Senior Citizen quilt award given to Ruth E. Nunn (2050). First Quilt to Jana Prescott. County winner to Donna Svoboda

## CALLING ALL CRAFTERS

All those wishing to sell their crafts at the Quilt Show Country Store should call JoAnne Bair at 488-0344 or sign up at the October meeting. a reminder will appear in upcoming Plant Print.

## BUS TRIP

Mark your calendars now for April 13, 1996. Quilters will load the bus and head for a day filled with fun and quilting and antiquing adventure.

# Minutes of the Sept. 11, 1995 LQG Meeting held at the Seventh Day Adventist Church, 7:00 pm

The Lincoln Quilters Guild met Monday, September 11, 1995 at the Seventh Day Adventist Church at 7 PM. Linda Mager welcomed members and guests and recognized Marilyn Lockard who introduced Barbara Clement and the Friendly Faces 4-H group. The girls 9 & 10 years old, Kristen Gokie, Jaime Clement, Kathleen Arends, Hayley Rezac and Sarah Hulvershorn showed their quilts as Deb Arends, group leader, explained the work the girls did to make their quilts.

Liz Shea spoke on "My Personal Design Process." What began as needlepoint to fill lonely hours after teaching in Durham, North Carolina, grew steadily into Masters degree work back in Nebraska on textile design. During that work she became involved in the Nebraska Quilt Project and the 1989 Uncoverings. Liz dropped her Ph.D. endeavors to join Nebraska Arts Council and begin the hands-on work of design. She explained the arduous process of executing her Entanglements design through many color selections. Liz's designs can be seen in decorator fabrics, clothing and table linens.

Linda Mager called the meeting to order. The minutes of the previous meeting were approved as printed. Mary Brooks, Treasurer, reported a balance on hand of \$5035.08 in general funds as of August 31, 1995. The Money Market balance was \$9261.24. Of that total, \$5186.39 was NQA proceeds, \$245.04 was Scholarships and LQG general funds was \$3781.48.

Linda thanked everyone for wearing their fabric name tags and asked all to check under their chair seat for a flower. Rosie Westerhold and Joy Nelson won fat quarters for having both a flower and their name tags.

Linda reminded us of Plain Print deadline on Wed. She announced the LQG prize winners from the State Fair as Stella Shaffert, Ruth Nunn and Janna Prescott. Linda read a Thank you from Ms. Prescott for the prize money.

Linda noted that the Guild yearbook has pages 15 and 46 switched. The Evening Workshop meeting place is Brentwood Estates on South 70th not South 7th.

## New Business

Brian Clements, our incoming Merchandise Chair moved to Utah. Linda announced that a new chair would be chosen for the October meeting.

Linda expressed apologies for the Plain Print's tardiness due to a printing snafu.

Marilyn Lockard covered upcoming workshops. October 10th Eleanor Hunnel's mini wall hanging workshop. She is supplying a kit for \$4.00. Send SASE to Marilyn. Terri Thompson's workshop in January requires you to bring a quilt top. In February Paulette Peter's workshop steps us through three settings of the Shoo Fly. In April, Sara Dillow will be "Repiecing the Past" with her "Toad in the Puddle" design. The fabric dyeing workshop will be moved to spring when warmer weather permits buckets of dye outside.

Linda Mager rannounced for the Courtesy Chair and announced that the Executive Board & Committee chairs made 190 Friendship star blocks for first time visitors. A star and a flyer about Guild goes to each visitor.

The hostesses for the Ice Cream Social were recognized.

## Becky Haynes read the following announcements:

The Heritage Craft Shop wants quilters from 9-3. They'll provide lunch and free parking. Ask for Nancy Trammel

The Guild received \$73.19 in royalties for Nebraska Quilts & Quiltmakers.

Read last weekend's Neighborhood extra for an article about LQG. There will be a Friendship Block Reunion Show at Guild in April. Joyce Donlan, Boutique Chair, reminds us to "sell your stuff." Guild gets 15%.

Shelly Burge is selling personal quilt registry journals and additional pages to benefit the Quilt Restoration Project.

Jean Davie has all new fabrics from Armstrongs.

Doris Gutzmer wants to hear from anyone who took "building blocks" classes at the NQA show.

JoAnne Bair wants items to sell at the Quilt Show's Country Store The Bus Trip on April 13/96 will be a quilting & antiquing adventure.

Carrie Lewis at 438-4291 needs help for a panel for the AIDS quilt.

Thank you for finishing blocks for cuddle quilt says Lois Wilson. (several cuddle quilts were shown plus 2 bags of blocks needing owners).

The exchange block for the retreat should read 11" finished to 10-1/2"

Lora Locke and Gloria Hall will be speaking Oct. 21, 1995 at the Star Hill Prairie Arts Center in RockPort, Missouri. Cost is \$35 including lunch. Call 816-744-5800 for more info.

There are 17 visitors tonight!

Clipboards to use for Guild meetings are at the Resource Room.

## Linda called for Committee Reports.

Vickie Skoudas announced that there will be a Quilt Show table each month to handle tickets and money, sell quilt postcards, turn in yo-yos. Show registration forms will be in next Plain Print.

Elaine Nielson, quilt travel agent, itemized the quilt's recent trips to Sew Creative, Creative Hands, Haymarket Hey Days, Ben Franklin's in Crete, Seward Fourth of July, the Lancaster County Fair and the Nebraska State Fair where the quilt won first place and many positive comments respectively.

Marilyn Lammers continues to look for holders & folders.

Jan Stehlik announced the "A La Carte" or "Progressive" challenge for this year. Begin with a 12" block to set on point as the "appetizer." "Salad" available next month. Cost is \$1. Quilts are due by May meeting. Miss a meeting and need instructions - send SASE to Jan.

Dorothy Decker announced the Evening Workshop moves to Brentwood Estates, the 4th Monday at 7:30 PM.

Sherry Taylor tells us we're at 302 paid members. Please pick-up your yearbooks.

Lucille Lenz says that 245 cuddle quilts have been distributed. At the September 5th meeting, 11 of 24 were sandwiched. The Director of Social Services works with 300 babies/year. Thanks for fabrics and materials. The next workday is at the Resource Room on October 27 and 28.

Lynn DeShon says the goal for the Quilt Show Auction is 100 items. Donors will be in a drawing for a prize.

Sara Mabon and Julie Karjala talked about ideas for Friendship Blocks and Fabric exchanges. Patterns for blocks should be in upcoming Plain Print. Other exchanges may include strips, charm squares and fat quarters. Extra patterns for blocks will be available at Guild meetings.

Sue Volkmer shared several pieces of information. Many thank you's came from the Oklahoma families, for the twenty quilts we sent. Their notes will be in our scrapbook. Quilts that had been made for sale by the Guild are sold. Millie, Lucille and Sue, the Quilt Tops, made the Road to St. Louis top. They already have a bid of \$150. Money received from the top will cover supplies first with the balance going to special Guild projects. Next sewing meetings are at the Resource Room on Thursday, September 21 and Thursday October 12, both from 9-3. Bring quilt making tools or come press and talk. Under the name Sally's Gals let's exchange fabrics. On September 23rd at 9 AM. Fabrics will be cut and organized like Sally Schneider demonstrated to exchange at Guild meetings.

Business meeting closed at 8:50 PM. Show and Tell followed. Linda bid us good-night at 9:15 PM

Respectfully submitted, Celest Higgins



*Among Friends*  
 Gift Boutique - Tea Room  
 Craft Supplies & Classes  
 4821 Lowell Ave  
 Lincoln, Ne 68506  
 (402)486-3686


# Creative Hands

- Quilt Fabric & Supplies
- Handcrafted Gifts
- Patterns & Classes
- Friendly Service

5220 South 48th  
 Lincoln, NE 68516  
 (402) 483-1538



DISCOVER THE WORLD OF BETTER SEWING!



SEW CREATIVE UNIVERSITY  
 LINCOLN • NE • 1996

April 19 and 20, 1996

Guest Instructor: Jenny Raymond  
 of Gothenburg

1-800-475-SEWS

Sew Creative • 48th & Hwy 2 • Sutter Place Mall • Lincoln, NE 68516 • 402/489-6262



## FABRIC GALLERY

4720 Prescott Avenue  
 Lincoln, NE 68506  
 (402) 489-8404

Unique fabrics for all your sewing occasions  
 plus great buttons and trims!

Hours: Mon -Fri: 10-5:30; Thurs nite 'til 7:00; Sat: 10-5.

**Plain Print**  
 Lincoln Quilters Guild  
 P.O. Box 6861  
 Lincoln, NE 68506

BULK RATE  
 U.S. POSTAGE PAID  
 LINCOLN, NE  
 PERMIT NO. 1001

