

Plain Print

Lincoln Quilters Guild • Quilting Since 1973 • Meeting second Monday of each month • Sep. through May, 7:00 pm.


Vol. 21, Number 3

November 1994

HOLIDAY CHARMS

(sung to the tune of Jingle Bells)

Make some charms
Holiday charms
Trade your charm squares here
Cut your fav'rite holiday print
into five-inch charm squares.



Make some charms
Holiday charms
for the November meeting
Trade your charm squares 'round the room
Trade them all night long!

We hope everyone is enjoying the charm square "swap." Please remember to wash your fabric before cutting the five inch (5") squares. If you see someone who is carrying charm squares - don't be shy - just trade away!!! - Teri Wenz & Marilyn Lammers, Friendship Blocks

SANTA'S SOCKS

Reminder: This is the meeting to display Christmas stockings so bring your stockings if you haven't already. If you have not made one you still have the opportunity to participate in this fun and worthy activity by voting for your viewer's choice with a \$1 vote. Money will be used to buy items to put into the stockings for women and children and will go to worthy causes such as Friendship House for Christmas. Also, if you have any items you would like to donate to put into the stockings they will be greatly appreciated. What a better way to share our talents than to give to others at Christmas! Call Betty Wolff 421-3952 if you have questions.



FALL/CHRISTMAS BOUTIQUE

Doors will open to the membership at approximately 6:30 PM and will remain open until 9:30 (excluding the time it takes to conduct a short business meeting). Come and plan to shop for the holidays or maybe pick up a few ornaments to decorate your home, or that special gift for that hard-to-shop-for person. Plan for a great time - and enjoy the talents of others. **Martha Lane - 421-2135.**

HOLIDAY FOOD DRIVE

At the November meeting LQG will be holding our annual Holiday Food Drive to benefit the Food Band of Lincoln, Inc. Please help by contributing non-perishable food items or personal care items such as soaps, shampoo, toothpaste, etc. We'll have baskets at both doors to our meeting room where you can easily drop off your items. Cash donations will also be accepted. Thanks for helping carry on the Lincoln Quilters Guild spirit of giving! **Brenda Carlson - 489-9098.**

Christmas Ornament Exchange

As part of the LQG holiday tradition, we will hold our annual Christmas Ornament Exchange during the November meeting.

We encourage all guild members to participate in the exchange and in fairness to all, are requesting that only quality, handmade fabric ornaments be included. Each ornament must have a name tag attached, indicating the name of the contributor. This is being done to insure a fair exchange among guild members. Any questions can be directed to **Heddy Kohl 488-0697** or **Doris Von Seggern 488-8762.**



FROM THE PRESIDENT

"Sharing Stitches"

The fall season is upon us - mother nature is showing us a spectacular array of beautiful colors - some of which may inspire some to start a quilt. Around the corner is the hint of Christmas with its traditional red and green - another source of ideas for those wall hangings and quilts that we all love to make and display. Some will hunt up that project that they really want to finish - others will start a new project. Whatever your inspiration or project may we all take time to think of others and what we can do to help make life a bit more pleasant for them. LQG will be collecting for the Food Bank at the November meeting, the Cuddle Quilt project will have a workshop and will distribute quilts before Christmas and we will help Santa fill some stockings for those in need. Thank you to all who contribute time, money, supplies and kind thoughts - your efforts are truly appreciated. May your holidays be filled with good food, great friends and wonderful family gatherings.



Happy Holidays,
Sue Volkmer



LIBRARY GROWS

Books donated by *That Patchwork Place*:

THE QUILTED APPLE by Laurene Sinema
THE HEIRLOOM QUILT by Yolande Filson and Roberta Przybylski
DESIGNING QUILTS - THE VALUE OF VALUE by Suzanne Tessier Hammond
ROUND ROBIN QUILTS - Friendship Quilts of the 90s and Beyond by Pat Maixner Magaret and Donna Ingram Slusser
BARGELLO QUILTS by Marge Edie

Pat Andersen donated QUILTS AN AMERICAN HERITAGE by Teri Zegart

For information or to donate call Librarian - Marliss Shelton - 464-2500.

CALENDAR

- Nov. 4-6 Cuddle Quilt Work Days
Nov. 14 Fall/Christmas Boutique
Dec. 15 Deadline for Finished Log Cabin Stars
April 1-25 "Enlightenings" Quilt Exhibition, Plainsman Museum in Aurora, Nebraska. This exhibit will feature over 30 quilts in the theme of "Light & Shadow in Quilts." The show is sponsored by the Grady Wind Publishing Co. and curated by Brenda Groelz of Phillips, NE. Viewing hours are 9:00-5:00 daily and 1:00-5:00 Sundays. The museum is closed Easter Sunday
April 25 In conjunction with the "Enlightenings" Quilt Exhibition, the Nimble Thimble Quilters Guild of Aurora is sponsoring Rheinholt Marxhausen, retired professor of art at Concordia College, who will speak on "A Different Way of Seeing." This event begins at 7:30 PM with admission of \$3.00. Refreshments and "Show & Tell" will follow the talk.



LQG NEWS

RETREAT 1994

The annual Omaha-Lincoln Quilt Guilds' retreat is always a special way to celebrate a beautiful fall weekend and this year was no exception. The committee from Omaha had many wonderful activities planned to carry out the heaven and earth theme. Many people came home with a completed cozy pair of mittens, an earth angel to worry for us, and a wall quilt with stars and angels. The wall quilt was taught by our guest, Linda Brannock. One of the highlights was to see her wonderful quilts hang all day on Saturday. Of course, there is always time to work on your own project, and many people completed UFOs and some even won prizes for having the oldest UFO with them! If you've never been to retreat, make plans now to join in the fun next fall. A big thank you to Michelle and her staff, and to all the merchants for great door prizes.

Area Merchants Supporting the Fall Retreat

(Please show your thanks for their support by thanking them personally when you are in their stores. Their contributions make our functions successful for all of us!)

A Patchwork Parlor (Holdrege)
Among Friends (Lincoln)
Anna's Restaurant (Cedar Creek)
Bernina Sewing Centers (Omaha)
Carey Cottage (Fremont)
Colby Ridge Popcorn (Lincoln)
Coming Home (Omaha)
Country Quilts (Eagle)
Country Sampler (Omaha)
Country Threads (Garner)
Cow Patty's (Council Bluffs)
Crafter's Gallery (Omaha)
Creative Hands (Lincoln)
Fabric Fair (Seward)
Fabric Gallery (Lincoln)
Hill of Beans (Omaha)
House of Fabrics (Lincoln)
House of Fabrics (Bellevue)
House of Fabrics-84th (Omaha)
House of Fabrics-North (Omaha)
House of Fabrics-West (Omaha)
Husker Sew & Van (Lincoln)
Joyce's Fabrics (Superior)
Kanesville Quilting (Council Bluffs)
The Kirk Collection (Omaha)
Log Cabin Quilt Shop (Omaha)
Make It Special (Papillion)
Mayfair Textiles (Omaha)
Northwest Fabrics (Co. Bluffs, Omaha)
Northwest Fabrics (Lincoln)
Prairie Star Quilts (Elkhorn)
Quilter's Delight (Holdrege)
Sew Creative (Lincoln)
The Silkery (Lincoln)
Topstitch (Blair)
Treasure Trove (Omaha)
Vogies Quilts & Treasures (Dodge)
Wal-Mart (Council Bluffs)
Wal-Mart (LaVista)
Wal-Mart (Omaha)

RAFFLE QUILT 1996

The 1995 LQG raffle quilt "Log Cabin Stars" celebrates Our Log Cabin Legacy with blocks of blue and tan. It's a scrap quilt. The blocks are easy to make. Your participation is important!

Finished blocks may be returned at the November meeting or mailed before December 15 to Jan Stehlik, Rt. 1, Box 11, Dorchester, NE 68343.

If every member makes a block (or more), Log Cabin Stars will carry on the legacy of LQG efforts to promote quilting through shared participation (and fun).

Sew, Sew, Sew! Twenty-four blocks were turned in at the October meeting, we need about 50 more. Turn in at the November meeting or mail to Jan Stehlik by December 15. Sew, Sew, Sew!

LQG SCHOLARSHIP

Deadline for scholarship applications is coming up. If you are interested contact the Committee - **Dottie Woverton** (423-5148), **Becky Haynes** (483-7020) or **Sherry Taylor** (483-5442).

SCRAPS-SCRAPS-SCRAPS

You surely found the new offerings of discontinued drapery samples to your \$79.15 liking at the October meeting. The boutique will feature only cotton fabrics for your selection. We'll start off 1995 with a January grouping of those pieces with a Southwestern-Native American feel. How better to dream of those warm spots when it is cold in Lincoln? I remain open to your suggestions of just what you would like to have featured each month. - **Jean Davie** 488-3226

MEMBERSHIP ACCOLADES

During the month of November, **Sandy Anderson** will be the featured quilter at Vogies in Dodge, Nebraska. Many of her quilts will be on display. Try to make it there - it's always a treat.

Ruth Kupfer was honored at the YWCA's 1994 Tribute to Women on October 6, 1994. This program is dedicated to affirming the importance and ever-expanding scope of women's work

Congratulations to our members.

NSQG LIBRARY PROJECT

Will your public library receive a gift book from Nebraska State Quilt Guild this year? It's up to you. The State Guild will give a fine new book on quilting, maybe two books, to every public library which has been nominated by a patron or friend between now and May 1995. But don't wait. Talk to your librarian about the acceptability of a gift book and then write to the Chair of the Library Project that you have done that. Be sure to include the name and address of the library, and the name and telephone number of the librarian.

Before you become embroiled in the happy rush of the holidays, why not take care of this easily completed task.

MonaJeanne Easter, Chairman, NSQG Library Project,
3430 South 29th St., Lincoln, NE 68502, 423-8967



LQG TALENT AND SALES REGISTRY

On October 3, 1994 it was decided to start a registry for LQG members. The purpose of this project will be to allow members to be listed in a special file for the following items.

1) One file will list members who have quilts they would like to sell. These should be completely done and your information should include your name, phone number and addresses along with the size, color and pattern of quilt. The selling price would be helpful when working with potential clients. 2) Another file will be a list of those who have completed quilt tops to sell. Again we need the information listed above. 3) Another list will contain people who would like to do the following: hand quilt a quilt, machine quilt a quilt, repair or restore a quilt. Please send the appropriate information to **Lincoln Quilters Guild**, P.O. Box 6861, Lincoln, NE 68506.



CUDDLE QUILT WORK DAYS

The kids are back in school and fall schedules are filling. Please put on your calendar the Cuddle Quilt work days! They will be held at the Resource Room, November 4, 5, and 6. The Friday and Saturday times are 9-4; Sunday from 1-5.

Need batting donations!

The LQG reaches out to others in the Lincoln community when cuddle quilts and angel quilts are made and shared with those in need of comfort and warmth. They are donated to the hospitals and organizations who minister to the needs of babies and young children.

Persons are needed to cut, press and tie so bring cutting mats, rotary cutters, rulers, sewing machines and irons. Materials for making cuddle quilts such as fabric, batting, yarn, and/or monies are always welcome.

If you cannot help on the scheduled days but wish to be involved you could take an unfinished project home or make kits that others could piece. Each of you is encouraged to participate. A word of special thanks is expressed to the many who consistently support the Cuddle Quilt Project. If you have questions, please contact **De Edgar**, 488-2580; **Sue Volkmer**, 781-2896; or **Lucile Lenz**, 483-2885.

QUILTING GROUPS AND THEIR ACRONYM

For Your Information:

- American Quilters Society - AQS
- National Quilt Association - NQA
- Nebraska State Quilt Guild - NSQG
- Lincoln Quilters Guild - LQG
- American Quilt Study Group - AQSG
- American/International Quilt Association - AIQA

-
- * **LQG MEMBERSHIP PERKS** *
 - * Your guild membership card entitled you to a 10% discount *
 - * at House of Fabric/So-Fro. *
-

MERCHANDISING

Merchandise chairman, **Martha Dennis** thanks all of you who ordered the tote bags and sweatshirts. Pick them up at the LQG Merchandise table at the November meeting. We have a new item this month: scratch pads for only \$1.00. Also there are a few lapel pins and packets of note cards left for \$1.00. Great stocking stuffers!!!

TIPS FROM THE PRAIRIE DOLLS

The nine members of The Prairie Dolls are: **Gweneth Eickman, Susan Weber** (mother and daughter), **Bernice Jeffries, Janet Spencer** (mother and daughter), **Norma Gene Anderson, Joy Nelson, Janice Mitchell, Ann Howard** and **Joleen Fikar**.

If you didn't take notes during the October program by The Prairie Dolls, here are the tips that they suggested during their presentation.

If you're piecing the backing for your quilt, mark your fabric so the nap is going the same direction. Otherwise it might appear a different shade.

Cut a small triangular piece from the selvage edge corner of your material before you wash it to help keep it from raveling. You can always tell which fabric has been washed, too.

Be careful using the purple disappearing markers. If you need to press, the heat makes the marks permanent.

If you don't have a light box, you can create one by taking the leaves out of your table, placing clear glass in their place and a light underneath. Or you can use a large piece of glass over your quilting frame (with the quilt out, of course) and a light underneath.

To check the lengthwise grain of fabric, stretch it. It stretches more across the grain than with the grain.

If you use fine tatting floss which has been waxed when quilting white on white, it will give you a greater dimension plus making the stitches stronger.

It's a good idea to label all your tools and supplies when you travel with other quilters. Not because we don't trust our friends, but because we all have many items alike and it's easy to get them mixed.

A golf tee, with a small magnet glued to the top, slips in the holes on a spool of thread and holds a needle or thimble.

A curling iron helps bend bias curves and ribbons.

Go to the auto parts store and buy your 1/4" and 1/2" masking tape. It comes in large rolls and is much cheaper that way.

Spray and Wash removes pencil marks. If you like to wash your project when you've finished quilting, spray, then soak in the washer, gently agitate it and rinse.


Use gray thread when quilting. The gray takes on the hue of whatever color is against it. For dark colors, use dark gray thread.

Sore fingers? Paper tape purchased at the drug store helps. It looks like a small band aid but isn't slick like one. New Skin, an over-the-counter liquid can also be purchased at the drug store. You just paint it on. Black electrical tape or masking tape are things some quilters use. If you soak your fingers in peroxide and buff them with an emery board when you finish quilting, it smoothes and helps heal or soak them in Listerine mouthwash for a couple of minutes twice a day then smooth them with an emery board. Then you all know of the old faithful, Bag Balm. Or maybe you need to take a day off from quilting and go buy some fabric.

Always sign and date your quilts. If you attach your label to the back of your project before quilting, it will be quilted right in and prevent anyone removing it, if, heaven forbid, someone steals your quilt.

Large, clean pizza boxes are good to store blocks or fabric pieces.

Baking soda sprinkled on grease spots on a quilt then vacuumed out will work well without harming the fabric. Blood stains can best be removed with your own saliva. Use shampoo designed for oily hair to remove grease spots. One quilter said she just quilts heavily in the area of the spot and hopes it disappears in the shadow by the quilting.



Minutes of the Oct. 10, 1994 LQG Meeting held at the Seventh Day Adventist Church, 7:30 pm

President Sue Volkmer opened the meeting at 7:30 PM.

Program Chair, Lora Rocke introduced The Prairie Dolls from Crete. Gweneth Eickman was their spokesman, giving a humorous account of their activities and showing their many accomplishments. Sue thanked them for an enjoyable program.

The Secretary's Report was approved as printed in the last issue of PLAIN PRINT. There was no Treasurer's Report at this time, but will be printed in the next issue of PLAIN PRINT. There is a change in the membership book, the November meeting date is November 14, 1994.

OLD BUSINESS:

Be sure to pick up your membership books and pick one up for a friend if they have not already done so. This helps to save postage for the guild. Remember to use the Resource Room and schedule it through Pat Hackley.

The morning, afternoon and evening workshops meet the 4th Monday of each month. The morning group will work on foundation piecing, meeting time is 9:00 AM in the Resource Room, bring your coffee cup.

Sandy Anderson will be the featured quilter at Vogies quilt Shop in Dodge, NE for the month of November. Plan to car pool to go to Dodge, there is a sign up sheet on the hospitality table telling other people to contact to share rides. Leave your name and phone number.

Ginger scissors order: Cathy Meyer is in charge. Get your money and order sheets in to her tonight. The order will be here for the November meeting.

Jo Morton of Nebraska City has a nice article in the latest issue of QUILTERS NEWSLETTER MAGAZINE. She has several quilts along with the patterns, talking about making quilts referring back to antique quilts.

The Fall Festival is Saturday, October 15 at Norfolk. The program is Sara Dillow on Civil War Quilts in the morning and water color quilts in the afternoon. They probably won't take any more luncheon reservations at this time.

At the board meeting is was discussed making raffle quilts for other people. We have had several requests from people wanting quilts, so this was what was decided to try. We are going to develop a file of some sort with four categories. They will be: 1) a list of quilts belonging to guild members that are for sale, 2) another list will be quilt tops that are for sale, 3) a list of people who will hand quilt or machine quilt a quilt for other people, 4) a list of people who would like to piece a quilt top for someone. If you are interested there will be an article in the Newsletter showing you what information we need and you will send the information to the Guild P. O. Box listed in the membership book. Members will be paid for this service. This will help when someone calls asking for a raffle quilt or other services, we will have a name to refer them to. Watch the newsletter for specific information.

People have been asking about a fabric dyeing workshop. Brenda Groelz and Sue have discussed the possibility of having another workshop in the spring. The cost for supplies was \$55 and you have 12 yards of dyed fabric when finished. They will try to work with a couple other guilds to present this workshop, more information will be coming in the spring. The cost would be \$55 for materials and an additional charge for the workshop.

NEW BUSINESS

There are some sign up sheets on the hospitality table. One is called Brown Bag Stitchers, a time for people who have taken a workshop, but didn't get the project finished. You need to put your name, address and phone numbers, what day of the week you would prefer and what project you need help with, and whether it would need to be day time or in the evening. Put down what aspect

of quilting you need help with. She will try to put a group together who could help each other.

There is also a sheet for members wanting to share rides to Vogies during November, when Sandy Anderson is the featured quilter. There is another sheet to sign up if you need help to pin or baste a quilt. Be sure to put your name and phone number on these sheets if you need any of these services.

Appraisals: The LQG has some quilts that we need to have appraised for insurance purposes. We have contacted some appraisers and are waiting for the information to come back. If you have some quilts that need an appraisal let MonaJeanne Easter know and we will see what can be arranged.

There will be a basket of quilting goodies that will be raffled at the November meeting. The drawing will be done during the evening. Watch for it when you come to the Boutique.

There is a need for documentation of the quilts that the guild already has. The information we might have had, seems to be missing. If you know of any of this information, let MonaJeanne know. MonaJeanne brought a few items, a small piece dating about 1975. Ginny Welty put the piece together, Mary Obrist put the letters on some time in late 1975. This was done about the time the guild changed from meeting in homes to meeting at the Westminster Presbyterian Church. The piece was used to put on the door so people would know which room the guild meeting was being held. The person helping Ginny was Sherry Mandell. The other piece that MonaJeanne brought was dated in 1977 and was probably used for the Lincoln Symposium at the O'Donnell Auditorium to identify what we now call the Merchant's Mall. If anyone has any additional information, let MonaJeanne know.

Sue has been asking if the guild wants to make another quilt for the guild to keep. This is something we need to think about, rather than just make a raffle quilt. If so, Sue will take suggestions, leave your name and phone number.

Linda Mager thanked the hostesses for the evening. They were Janiece Goin, chair, Jenny Balis, Jean Davie, Janet Johnson, Doris Maahs, Elaine Nielsen, Judy Svatora, and Beverly Vogel.

Lucy Beezley hospitality chair, recognized 10 guests for the evening, inviting them to take a copy of THE PLAIN PRINT

Sue introduced Vicki Skodas, featured quilter for the evening.

COMMITTEE REPORTS

Linda Mager told about the basket of quilting goodies to be raffled at the Nov. meeting.

The evening workshop will use a different entrance to the Heritage Presbyterian Church. Starting with the October meeting, please enter at the glass doors just to the north of the parking lot, go straight through the double wooden door, through the sanctuary to go through the glass doors and up the stairs. Mickey will try to have signs posted to help you find your way.

There will be no cookie exchange as in past years at the Andersen sister's home. New volunteers may come forward.

Martha Dennis is still taking orders for tote bags and sweatshirts tonight. This is the last tie you may order these items. Next time she will have scratch pads with a quilt design and will sell for \$1.00 each.

November is the month for the Boutique, time is 6:30 - 9:30 PM with a short business meeting during the evening. Vendors may come at 5:30 to set up. Vendors need to check with Martha Lane tonight for vendor confirmation. If you need more information call Martha at 421-2135.

There will be some Cuddle Quilt Workshops on Nov. 4, 5 and 6, Friday and Saturday from 9:00 - 4:00 and on Sunday from 1:00 - 5:00 PM. These will be at the Resource Room and you will need to bring irons, rotary cutters, sewing machines and sewing baskets

MINUTES (continued)

and maybe a folding chair just in case. You can come for just a couple of hours or all day.

JoAnne Bair, membership chair, requests that anyone that did not receive the PLAIN PRINT, check with her sometime tonight. Check and make sure your dues have been paid. If you took a membership book last month for someone else, be sure to deliver it to its owner so they know what is going on at the guild.

Ellen Mayer who is in charge of the quilts at the Sutton Eye Clinic has had quilts hanging this month. Donna Svoboda's quilts are on display this month. She needs to change for the month of November. We are in need of two large size quilts to be hung. If you would like a quilt on display, please contact Ellen Mayer, Charlotte Boe, or Pat Andersen. Call as soon as possible so they may schedule this.

The LQG Annual Ornament Exchange will be held at the November meeting. We encourage all guild members to take part in the exchange. They want quality hand made ornaments, something you would like to receive. Each ornament must have a name tag attached telling the name of the contributor. Anyone interested is to contact Heddy Kohl, 488-0697 or Doris Von Seggren, 488-8762.

Brenda Carlson: The annual food drive will be held at the November meeting, to benefit the Food Bank. Please bring your food items with you.

Mary Brooks - the bus trip to Liberty, MO has 28 people at this time. She needs two more people to sign up. There is a change in departure place. They will leave from the Lincoln Public School's Administration offices which are at 5901 "O" Street. This is just across the street south of the Gateway parking lots. Anyone not familiar, it is the old State Farm Insurance building. Gateway parking lots are under construction at this time. Liberty Quilt Shop will give a 10% discount to any guild member on fabric, but for our group they will give a 10% discount to anything in the store if you tell them you are with this group. There will be a class available (limit of 12) on silk ribbon embroidery, from 4:30 to 6:00 PM and does not require a sewing machine. You will be doing a stenciled egg basket, and embellish it with silk ribbon embroidery. It is approximately 4" tall, and you need the ribbon and a needle to complete the project. Cost for the class is \$12, includes the kit. Let Mary know if you are interested in the class. You need to finish paying for the trip, check with Mary this evening.

Exchange blocks - Marilyn Lammers and Teri Wenz. They had a great turnout with blocks this evening. They will be giving away seven groups of blocks, six groups have nine blocks and one group has twelve blocks. Winners were Joy York, MonaJeanne Easter, Linda Thurber, Doris Von Seggren, Roxann O'Hare, Jeanne Garvin and Elaine Pieper. The exchange next month will be charm squares of holiday fabric.

Betty Wolfe - Santa's Stocking, we will be doing viewer's choice next month. It will cost you \$1.00 to vote. The dollar will go toward buying items to put in the stockings that will be given to Friendship House. Items may be given to put in the stockings. These will be given to mothers and children at Friendship House. Betty has given away all of the patterns that she brought, but you may use any stocking pattern for your stocking. Not many have been brought at this time, don't forget to bring them next month.

Jan Stelik - so far she has 24 blocks turned in, about 1/4 of the number she needs for the quilt. Don't forget to get your blocks done and turned in, be sure to put your name on them, and turn them in next month. She has more patterns.

Show and tell - there will be two groups, those from Retreat and those who brought their house blocks from the last workshop given by Brenda Groelz, and any other show and tell. Sue adjourned the meeting.

Respectfully Submitted, Jean Ang, Secretary

TREASURER'S REPORT

Sept. 1, 1994 - Sept. 30, 1994

Balance forward August 31, 1994		\$ 1,296.64	
<u>Receipts</u>			
Dues	\$	504.00	
Merch. Sales		510.00	
Frame Rental		40.00	
Ice Cr. Social		65.25	
Cuddle Quilts		67.08	
Memorial		25.00	
	\$	1,211.33	1,211.33
			\$ 2,507.97
<u>Disbursements</u>			
Resource Room & Church Rental	\$	235.00	
Fair Awards		40.00	
Newsletter		221.00	
Program exp. Inc.			
Ice Cr. Social		212.82	
Office Exp.		3.40	
Merch. exp.		287.55	
Trans. to M.M.		500.00	
Total Disbursements	\$	1,499.77	\$ 1,499.77
Balance on hand September 30, 1994			\$ 1,008.20

MONEY MARKET ACCOUNT

Balance forward August 31, 1994		\$ 13,942.11	
<u>Receipts</u>			
Interest	\$	31.89	
Trans. from checking		500.00	
	\$	531.89	531.89
Balance -- August 31, 1994			\$ 14,474.00
NQA Proceeds	\$	5,094.42	
Scholarships		485.48	
LQG General Funds		8,894.10	

In addition a Certificate of Deposit in the amount of \$5000.



NOVEMBER Meeting

November 10, 1994 ● 6:30 pm

Fall Boutique & Demonstrations
Short Business Meeting

Seventh Day Adventist Church,
48th & Prescott, Lower Level

November Hostesses

Marcy Ganow, Chair	Betty Newhouse
Louise Baugher	Hope Partridge
Sharon Caruso	Pam Rodgers
Mary Hauck	Mary Swingl

Things to Bring:

1. Mug
2. Library Books
3. Name Tag
4. Holiday Charm Squares
5. Photo for Membership Photo Album
6. Cuddle Quilt Donations
7. Show & Tell
8. Raffle Quilt Block
9. Santa's Socks
10. Items to fill Santa's Socks & Voting "Ballots"
11. Food Donation

HOSPITALITY CHAIRPERSON

Call Lucy Beezley at 488-5817 to have a card sent to an LQG member.

CLASSIFIED ADS

If you want an ad here - contact Pam Rodgers
- 488-9167!!!

Deadline For Newsletters

Please give Newsletter information to Sue Volkmer or Charlotte Boe. Absolute deadline for newsletter information is 10:00 PM of the Wednesday following the guild meeting. Information must be in Charlotte's hands or it's too late.

Deadlines

December 14
January 11
February 15
March 15

Issue

January
February
March
April

Plain Print

Lincoln Quilters Guild
P.O. Box 6861
Lincoln, NE 68506

BULK RATE
U.S. POSTAGE PAID
LINCOLN, NE
PERMIT NO. 1001

