



Plain Print

Lincoln Quilters Guild • Quilting Since 1973 • Meeting second Monday of each month • Sep. through May, 7:00 pm.

Lincoln Quilters Guild meets at: College View Seventh Day Adventist Church
4015 South 49th Street -- in the lower level.

November Meeting

November 9, 1992
7:30 pm
Business Meeting and
Fall/Christmas Boutique and
Demonstrations (see flyer
inside)

Things to Bring:

1. Mug
2. Any overdue library books !!!!!
3. Cuddle quilt donations.
4. Name tag
5. Friendship block
6. Show and tell quilts
7. Money/checkbook to shop!!!!

November Serving Committee

- Kathy Stahl, Chair
Judy Lane
Lynn Darling
Carol Reents
Sandra Schulze
Agnes Merrifield
Grace Baird
Gayla Nelson
Roxanne McIntyre
Meylonie Schatz

The Hearts and Hands
Quilters meet the 4th
Monday (1:00 pm) at St.
Matthew's Episcopal Church,
2325 S. 24th Street. Call
Wave Hanson, 423-3852, for
more information.

The Evening Star Quilters
meet the 4th Monday of
each month (7:30 pm) at
Heritage Presbyterian
Church, 35th and F Streets.
Bring \$1 donation for rent of
room. Call Carol Curtis,
466-5055, for more
information.

NOVEMBER 1992 LQG Resource Room Schedule						
1	2 9am - 3pm	3 9am - 3pm	4	5 9am - noon	6 9am - 3pm	7
8 1-4pm	9 9am - noon	10 9am - 3pm	11	12 9am - noon	13 7:30 - 9:30pm	14 OPEN HOUSE 10am - 4pm
15 OPEN HOUSE 1-4pm	16 9am - 3pm	17 9am - 3pm	18	19 9am - noon	20 9am - noon	21
22 1-4pm	23 9am - noon	24 9am - 3pm	25	26	27	28
29 1-4pm	30 9am - noon					

Treasurer's Report

from Pat King

Checking

Balance Forward
9/1/92 \$1,961.31
Receipts:
Dues 753.00
Quilt Show 173.00
Merch. Sales 186.36
Raffle Tickets 1,105.00
Ice Cream Social 73.84
Wonder Frame
Rental 90.00
Challenge Fabric 200.00
Workshop 163.00

Total Receipts....2,743.20

Disbursements:

Printing 459.65
Mtg. Room Rent 210.00
Newsletter Exp. 50.00
Programs 290.00
Workshop 380.00
Hospitality 97.97
Courtesy 5.00
State Fair
Awards 40.00
Dep. '93 Retreat 200.00
Quilt Show 323.36
Merch. for
resale 35.71

Total
Disbursements 2,089.69

Balance 9/30/92 \$2,614.82

Money Market

Balance 9/1/92 \$23,893.43
Interest 61.86
No Disbursements

Balance 9/30/92 \$23,955.29

NQA Proceeds \$14,756.23
Scholarships 435.34
LQG General
Fund 8,763.72
\$23,955.29

Minutes of the October 12, 1992 LQG Meeting

Sonja called the meeting to order and the minutes were approved as printed. The treasurer's report showed \$2,614.82 in the checking account and \$23,955.29 in the money market account.

Julia Stroebel reported on the quilt show. The number of viewers totaled 1,345, including some international guests.

The Resource Room is ready for use. The November hours will be listed in the Plain Print. Volunteers opening the room should enter through Stylehouse Interiors unless other arrangements are made. There will be an Open House at the Resource Room to celebrate its opening Saturday, Nov. 14th, 10 am to 4 pm and Sunday, Nov. 15th, 1 - 4 pm.

Lora Rocke reminded us that the challenge quilts are due in May. As

liaison to the Arts Council, she announced that the Tannebaum Festival will have 45 exhibitors showing 78 items.

Martha Lane and Cathy Meyer reminded us to bring an ornament worth about \$5 to the November meeting for the annual ornament exchange. The ornaments should be brought in a brown paper lunch-size bag.

Rosie Westerhold and Mary Cople presented friendship blocks to two people, and announced that the block for next month will be the Indian Hatchet (or I/M of Kansas Dugout).

Rosie donated two books to the library.

The Guild is asking for a donation of 6 up-side-down-T shaped bookends for the library.

Sonja noted that the quilt show, Prizes from the Plains, is being held at Morill Hall until Oct. 18. The show includes State Fair award winning quilts. Also there will be a juried show at the Plainsman Museum in Aurora.

Sonja asked the guests to stand and be recognized, and she thanked the hostesses.

Janiece Gain introduced MaryEllen Hopkins, who gave the lecture for the evening. After MaryEllen's presentation, we had "show and tell" and the meeting was adjourned.

Respectfully submitted,
Phyllis M. Higley, Secretary



Lincoln Quilters Guild

Fall/Christmas Boutique

November 9, 1992
Seventh Day Adventist Church
7:00 p.m.

You are cordially invited to attend the Lincoln Quilters Guild annual prelude to the holidays.


Talented artisans will display their wares. Refreshment will be served and several mini-demonstrations are scheduled to entertain the shoppers.

Our business meeting will be short, so plan on spending the entire evening shopping at your leisure!

It's a holly, holly Christmas -- join us!

To consign your handwork, homemade treasures, please contact me as soon as possible for your vendors numbers and to arrange for your necessary table space. Remember 10% of sales goes to your Guild.

Carole Montgomery
488-8415 evenings



ANNOUNCEMENTS



From Kathleen McManis...

All members please bring can(s) of food to the November meeting for donation to the food bank.

COMING IN JANUARY

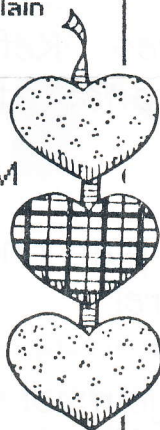
The Guild program will be "Have Thimble Will Travel" by Shelly Burge.

WORKSHOP: "Dutch Inspirations" by Shelly Burge, January 11, 1993
9 am - 3 pm

Watch for details and registration in the next Plain Print.

RESOURCE ROOM WISH LIST

- clock or clock radio
- calendar
- upside down t-shaped bookends (6)



THANK YOU for Resource Room supplies/equipment:

- Jo Baxter
- Connie Harman
- Sonja Schneider
- Sue Volkmer

From De Edgar...

We had 20 guests at our October meeting.

CONGRATULATIONS

Shelly Burge and Millie Fauquet were winners at Quilt Fest last month in Jacksonville, Florida on their miniature pieces. There were 139 entries from 11 countries.

From Kathleen McManis

Please bring empty spools, lace and ribbon trims, fabric and felt scraps, and buttons to Guild meetings and give them to Kathleen.

These are donated to the art program at Meadowlane Elementary School. The art teacher, Mrs. Fast, has appreciated past donations and would use as much material of this kind as we could supply to her. This helps her to integrate fiber arts into her curriculum.

Thank you!

The Plain Print official mailing address is the Post Office Box listed as the return address. However, all articles and announcements should be mailed to:

Kate Laucomer
1351 S. 37th
Lincoln, NE 68510

You are Cordially Invited to attend the Open House of the LGG Resource Room Saturday, Nov. 14, 10 am - 4 pm Sunday, Nov. 15, 1 - 4 pm Refreshments, Displays, Door Prizes

SHOP LIFTER.

"Monday last a Woman lifted a couple of Pieces of Callicoe off of Mr. Milligan's Shop Window, but a Negro happily seeing it, immediately gave intelligence thereof, whereupon a Pursuit was made, the Woman overtaken and the Callicoe found upon her; She was carried before an Alderman, who committed her to Jail; and 'tis said she is to have her TRIAL Today."

--from

The New York Gazette
February 19, 1767

Each month when you are making your Friendship Quilt Block, why don't you make one extra. In May, you will have 9 blocks finished -- almost enough for a sample quilt.

MEMORIES

by Jan Stehlik

All over America there are folks who think quilting started in Lincoln in 1977. "Do you remember the Lincoln Quilt Symposium?" they ask. "There just wasn't anything like that in those days."

The dates were July 21 - 23; the theme was "Fine Art... Folk Art." Lincoln Quilters Guild was four years old and had almost one hundred members. With Frankie Best as symposium coordinator, and Mary Ghormley as publicity chairman, they dreamed and planned, inviting six nationally known personalities from the quilt world to lecture on the stage at Wesleyan's O'Donnell Auditorium: Phyllis Haders (New York) on "The Amish and their quilts;" Jean Dubois (Colorado) "Feathers, cables and corners;" Michael James (Massachusetts) "Contemporary quilt art and artists;" Jean Ray Laury (California) "Quilt design: its influence in related crafts;" Marcia Spark (Arizona) "Viewing quilts as art;" and Helen

Squires (New Jersey) "Hawaiian applique quilts."

Nebraskans sent 146 entries for the "Nebraska Quilt Block Contest" which was a clever geometric design entitled "Nebraska Windmill," designed by E.S. (Bud) Dunklau of Lincoln. Ten other entries were selected for Honorable Mention. All the entries were on display, and "Nebraska Windmill" was designated by a Legislative Resolution as the Official Nebraska Block, to be placed in the Archives of the State and displayed at the Historical Society.

Twenty-six vendors sold patterns, fabric, quilts, and kits. Seventy-eight related books were on display. (Forty-eight of those books hadn't even been published when LQG was organized in 1973.)

Nearly 500 quilters came to Lincoln from 40 states, including Alaska and Hawaii, and from Canada.

Ninety-four year old Grace Snyder was there, with her Petit Point Basket quilt draped over a grand piano. Johnny Cash's mother was there. Rachel Maines of the

Center for the History of American Needlework was there, and she said the event was important in needlework history, "to our knowledge, the first of its kind in this country." A quilter from Kentucky observed that "those who missed the 1977 Quilt Symposium would surely be saddened if they knew what they missed," but even those who missed it have benefitted, for the Lincoln Quilt Symposium set the stage for years of similar symposiums, conventions, tours, retreats, and similar activities, disseminating quilting information and enthusiasm across the country and around the world.



Remember
December!
by Ann Nonamus

Thirty days had
September
All the rest I can't
remember,
December has but
thirty-one,
I gotta' get my
shopping done!

Back to the Basics

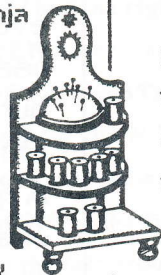
by Carole Montgomery

As 18th President of the Lincoln Quilters Guild, Sonja Schneider's goals include bringing the growing membership back to the basics and by-laws. She hopes to re-acquaint old members and educate new members to the traditions set in 1973 by the first LQG Board of Directors.

Sonja, a Lincolnite since 1957, was not unduly surprised when approached with the suggestion that she be the Guild's next president, for in a dream the night before she had envisioned herself conducting a meeting behind the podium!


The love of quilting and quilt related hobbies entered her life in 1983 when she took a class from Judy Fitzgerald. Sonja has taught part-time at Creative Hands for the past 5 or 6 years and her main interest is teaching the new quilters and sending with them her love and inspiration of the art.

Sonja hopes that in her term in office she can help to organize the present for the future. Clarifying the By-laws and meeting the needs of the growing membership are high on her



list of expected accomplishments. The recent acquisition of the Resource Room in Rathbone Village will provide a meeting place for the Guild's smaller functions and a permanent place for the growing library.

Sonja's desire is to create continuity within the Guild by focusing on the foundation of the Guild. The larger the membership grows and it's needs change according to popular ideas, the more important she feels it is to remind and review the old standards that made the Guild what it is today. Promoting the art of quilting and keeping the traditions alive will be her heart's desire in her term of leadership.



An Introduction to Paulette Peters Corners in the Cabin

by Teri Wenz

Lincoln Quilters Guild member Paulette Peters has just joined the ranks of published authors. Her book Corners in the Cabin, based on her workshop, was released in September by That Patchwork Place.

"When Nancy Martin was in Omaha to speak at our Guild meeting she wanted to see my scrap quilts

before including them in Rotary Riot. While she was at my home the idea for the Corners in the Cabin book took hold," Paulette says. She says the book is for all quilters, but is especially geared for the beginner.

Paulette is making her mark as one of Nebraska's well know quiltmakers. She is recognized for her award winning quilts and her lectures and workshops, particularly those on the use of color. She has been quilting since 1975.

Her quilts were the Nebraska representatives in both 1986 and 1989 in the Great American Quilt Festival I and II. The 1989 winner, "Picture Books in Winter" was shown as part of the October LQG quilt show.

Besides her membership in LQG, Paulette is also a member of the Omaha Quilt Guild, Cottonwood Quilters, and the Nebraska State Quilt Guild. She was one of the founding members of NSQG.

For those of you who've always wondered; no, Paulette and P.J. are not sisters. But they are sisters-in-law. Paulette is married to P.J.'s older brother Terry. They make their home in Elkhorn.

On Behalf of the 1992 Quilt Show Committee, I would like to extend our thanks to the members of the Lincoln Quilters Guild who volunteered their time at the Quilt Show.



It takes many hours of planning and hard work to have a successful show. From the results of our show, all of our planning and your hard work have paid off to make Passages: A Patchwork Legacy an enlightening and educational event.

Thank you.

Julia Stroebel
and
Committee



Merci!

Thanks from Raffle Quilt Ticket Chairperson Carole Montgomery to all those who helped sell the tickets and staff the tables at the October Quilt Show. Your cooperation was appreciated and you are congratulated on a fine job well done.

--From Kathleen McManis

Thanks to the many white glove volunteers for the Quilt Show!

--From Sandy Anderson

A giant thank you to all who loaned us their quilts for our Quilt Show. And to the drop off site people, Kathleen McManis and Mary Brooks. Without you, nothing would be possible. Thank you.

--From Connie Strope

A big thank you from your coach for a job well done. Words that remind me of our day...creative, efficient, hard work, new friends, domino effect, LOTS OF QUILTS, problem solving, results, TIRED!!!! I'm sure you can think of a few more words, but I hope one of them isn't slave-driver. I received many compliments on the final outcome of your work, and thanked every one of them from the bottom of YOUR hearts. I sincerely appreciate your time and effort and thank you from the bottom of MY heart. My last word...GO !!!!!

Show Statistics:

- Attendance: 1,345 people + 3 classes from Belmont Elementary School
- People from Sweden, Belgium, Ireland, and in the U.S., from as far west as California.
- Time involved:
 - 562.5 hrs. Committee meetings and preparation
 - 148 hrs. White gloving
 - 130 hrs. Hang up/Take down
 - 117 hrs. Country Store
 - 114 hrs. Hostesses/Reception
 - 99 hrs. Raffle/Mini Raffle
 - 24 hrs. Demonstrations
 - ??? hrs. we forgot to include

1992 PASSAGES.....

by Carole Montgomery

A real NEBRASKA BEAUTY of a weekend dawned for the Lincoln Quilters Guild October Show! AUTUMN LEAVES tumbled around my HOUSE ON A HILL as I ate my leftover JELLO SALAD and contemplated my CALENDAR QUILT to be sure I had the right day. FLUTTER BYES flitted by my ATTIC WINDOWS as I looked out into THE WILD BLUE YONDER across my GRANDMOTHERS FLOWER GARDEN where I'd planted POPPIES, PANSIES, IRIS, ROSES, BLUE CLEMATIS, and the lovely CANADIAN WILD FLOWERS. It was a GLORIOUS MORNING and I dressed in my best BOW TIE and clipped a CAMEO ROSE to my lapel. I waved my GRANDMOTHERS FAN across my flushed cheeks and prepared to leave for the show. Then I had a CHANGE OF HEART and made FAST TRACKS to the DRESEN PLATE in my dining room and piled on some DESSERT 1 and 2 to fortify me on the long trip to the fair grounds.

I took THE ROAD TO CALIFORNIA by mistake but got back on the GOOSE TRACKS that led me straight to the show! However, I did stop for a moment at BANBURY CROSS and listen to ESTIE'S LOON call to the SKEWED STARS that still sprinkled the morning sky. My picnic lunch was packed in my BLUE BOW BASKET and I made it all the way to THE BOSTON COMMONS before my car acted up! I popped the hood and took out my MONKEY WRENCH and tinkered around with the HEARTS AND RINGS. I had parked by a CABIN IN THE WOODS and admired a colorful WOODLAND BUTTERFLY while my car regained it's SWEET HARMONY and then I continued on my TRIP AROUND THE WORLD.


Passing through the DELECTABLE MOUNTAINS I spied some quilters taking their morning dip in a chilly stream...Several GRANNIES FANNIES were seen scrambling for their CUDDLE QUILTS to cover their exposed batting and backing! I passed the SCHOOL HOUSE BLOCK then and STANDING IN LINE were several SUNBONNET SUES in colorful hues who were FOREVER FRIENDS. They had prepared TRICKY TREATS for a BARN RAISING, but the honking of the FLYING GEESE warned them that there could be a RAINBOW IN THE SNOW if they didn't hurry with their SUMMERTIME chores of picking NOSEGAYS and PERIWINKLE BLOOMS. Leaving them to their work, I was just about to the quilt show. It had been my SISTERS CHOICE to re-cycle an old CRAZY QUILT and I was most anxious to show it off!

The Quilt Show Committee numbered SIXTEEN AND DASHING all over the Grand Stand seemed to be their job! They each had one of ROSIE'S BASKETS on their arm loaded with products from a NORTH CAROLINA LILY PINWHEEL mill that specialized in FEATHERED STAR pillows. That committee looked as if they had seen some TENNESSEE HARD TIMES and needed an ARIZONA VACATION! The committee heads heard THERE'S TALK THAT SATAN IS AMONG US, so they vowed to LOVE ONE ANOTHER and tie a LOVERS KNOT at least till the show was over.

They all hailed from at least one of THE FIFTY STATES and when the show was over, they shone like TEXAS STARS in the eyes of their peers.

Along about Sunday afternoon the committee was having FISH DREAMS because so many of the WOMEN CAME TOO and there was so much to do! 3 WAY CATS AND MICE were not allowed in the show because no one wanted to clean up any TESSELLATIONS off the floor!

Sunday at 5:00 a whistle blew and that show came down like rain on NOAH'S ARK! Those gals moved pretty fast for tired ladies and my head spun like pinwheels and I saw OLD STARS as I packed up my BASKET OF MEMORIES and started for home. I sure hope those quilters REMEMBER ME, old Hexagon Hattie, because I thought that show was one of the most UDDERLY MOVING exhibitions I had seen in a long time!



Education!

Each year the Guild is called upon to provide education/demonstrations throughout the year. The goal of the Education Committee is to compile a list of quilters interested in volunteering for such a purpose.

The education/demonstrations may range in many categories such as: quilting, piecing and applique, slide show, color and design, classroom projects, quilting now and then. There can be many other areas.

If you are interested in volunteering, please fill out the form or call Donna Jensen at 466-2865.

P.S. If you have done projects and demonstrations before, please contact Donna.

Education Committee

I would like to volunteer.

Name _____

Phone _____

Categories: _____

Times available: _____

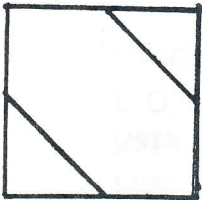
mail to: Donna Jensen

1416 N. 67

Lincoln, NE 68505

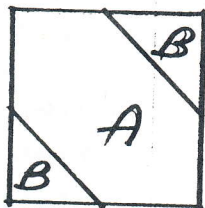
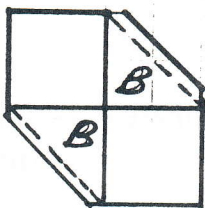
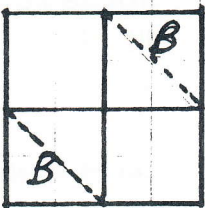
November Friendship Block
from Rosie Westerhold and Mary Copple

The Friendship Block for November is known as Indian Hatchet. This block is often used for signature blocks or friendship quilts with the large block cut from muslin and then signed and dated. The finished block is 5" square (with seam allowances this will measure 5 1/2"). Make 4 units and pin together. This is equivalent to piecing one 10 1/2" block. Be sure to write your name on a slip of paper and pin to your blocks when you turn them in. Remember that the new policy is that you may make as many blocks as you wish, but you may only win one set of blocks each month. Please be as accurate as possible. YOU MAY BE THE ONE TO WIN THE BLOCKS AND IT WILL BE A LOT EASIER TO PUT THEM TOGETHER IF THEY ARE ALL THE SAME SIZE!!! Also remember that photocopying may distort the lines so check all measurements before cutting and stitching.



Cut 1 A - either dark or light of any color
Cut 2 B - either dark or light, but the opposite of A (for example, if you used a light for A, cut 2 darks for B; if A is dark, cut 2 lights for B)

TEMPLATE-FREE METHOD




Cut one square, 5 1/2", either dark or light for A
Cut two squares, 3", for B, opposite of A (for example, if A is dark, cut 2 light squares for B)
Draw diagonal line through each square from corner to corner, with pencil.
Lay small square on top of large square, right sides together. The diagonal line should run from one edge to the other edge, not from a corner to the center of the large square. Place the other 3" square in the opposite corner of the large square.
Stitch on drawn pencil line.
Trim seams to 1/4". Press seam to the dark.
This should result in a perfect 5 1/2" block.

Editor's Note: Follow this trimming direction at your own risk -- we have no idea of the current location of Mary Ellen Hopkins' hit squad !!

B

Lincoln Quilters Guild
Plain Print
Kate Lawcomer, Editor
P. O. Box 6861
Lincoln, NE 68506



BULK RATE
U.S. POSTAGE PAID
LINCOLN, NE
PERMIT NO. 1001

COUNTRY QUILTS



541 So. 4th St.
Eagle, NE 68347

(402) 781-2557

*Shop in a Country
Victorian Quilt
Store for all your
quilting needs:*

- * *A nice selection of
100% cotton fabrics.*
- * *All your quilting
notions.*
- * *Wide Choice of
beautiful books.*
- * *Lots of great
patterns.*
- * *Unique quilt related
gift items.*
- * *Finished quilts for
sale.*
- * *Day and evening
classes.*
- * *Machine quilting.*

Closed Sunday