

PLAN

Oct - Nov
1988


PROGRAM

Lincoln Quilters Guild - Quilting Since 1973 - Meeting second Monday of each month - September through May - 7:00 P.M.

MEETING UPDATES

MARK YOUR CALANDARS... Change your date! Lincoln Quilters Guild will meet on the third Monday in October!same time..... same place..... See you there!

OCTOBER MEETING -- OCTOBER 17, 1988



PROGRAM: Marsha McCloskey
"Feathered Star Quilts"

Marsha has been quilting since 1969. She was a graphic Arts major in college, and for many years sold the products of her talents as a seamstress and fabric artist. Now, Marsha shares her skills with others by teaching for quilting stores and special interest groups around the country. She has authored numerous books and specializes in Feathered Star designs.

NOVEMBER MEETING - NOVEMBER 14, 1988

Holiday Boutique at 6:45. If you have articles that you would like to sell at the boutique (and we hope that many of you will participate) please call **Pam Moore** at 423-7912, for your assigned seller's number. You will be responsible for tagging and pricing your own items. Remember that 5% of the sale goes to the guild.

PROGRAM: Paulette Peters - "Colors"


Paulette is a long-time member of L.Q.G. She has been quilting for over 10 years and represented the State of Nebraska in the Statue of Liberty Quilt Show in New York City. Many of us are familiar with the professional color choices within her quilts. This program promises to be helpful for all of us who have difficulties with color selection.



Also, on this same evening, we will have our annual ornament exchange. This is always a fun activity, so make a special holiday ornament and bring it for the exchange - call **Charlotte Boe** at 423-4241 for more information.



Nov. Serving Committee:
Barbara Wittstruck
Linda Ratcliffe
Anna Marie Weber
Louis Baugher
Judy Andrews
Janet Barber
Ann Barton



Oct. Serving Committee:
Doni Boyd
Carol Beran
Janice VanGerpen
Sara Velder
Cammie Shellhart
Pam Moore
Carol Curtis

EVENTS & HAPPENINGS!

Afternoon workshops

1:00 pm - St. Matthew's Episcopal Church
2325 S. 24th Lincoln

| | |
|----------|---------------------------------------------|
| Oct. 24, | Jo Baxter Rose Waltz Ruby Mohr |
| Nov 28, | Donna Svoboda Nan Nance Maxine Mauser |
| December | No Workshop |

Evening workshops

7:30 pm - home of the hostess

| | |
|---------------|-----------------------------------------------------------|
| Oct 24 | Jo Baxter 6001 Southdale Rd. |
| Nov 28, | Doni Boyd 7525 Lincolnshire Rd. |
| Dec. 12 or 19 | Pat & Mickey Anderson 6200 Colfax "Cookie Exchange" |

HOLIDAY BONANZA-"MAKE IT & TAKE IT"

November 5th is the Holiday Bonanza at the extension office, 444 Cherrycreek Road from 9 - 12 and 1 - 4. Bring a sack lunch - coffee and tea are provided. There is a dollar donation at the door.

This will be a "make it and take it" workshop consisting of your choice of six fun and easy holiday ideas. Kits provided for each project ranging in price from \$1.00 to \$6.00. Make one or all. You can see the sample items with the sign up sheets at the Oct 17th meeting.



DATE TO REMEMBER.....

February 18, 1989 - "Cabin Fever"

Log cabin variations
quick piecing and
drafting

More details in the upcoming newsletter.

"HOME FOR THE HOLIDAYS" QUILT SHOW

November 18 through December 5 is the Home for the Holidays Show at NBC. Remember that this is a show of holiday quilts and smaller items only in reds and/or green colors. Any other combinations will be at the discretion of the committee. You must complete an entry form and return it to Diane Wagner no later than October 17, (our meeting date).



UPCOMING QUILT SHOWS IN THE AREA

October 22- 23,..Country Crossroads Quilt Guild
2nd Show, Extension Center, 1400 E. 34th
Street (Large SASE to Karen Lewis, 4008
Indian Rd., Kearney 68847; 303-234-6338.

Oct 15 - Jan 8, 1989....Shelburne Museum Folk
Art Exhibit, Denver Art Museum, Polly
Mitchell, Shelburne Museum,
Shelburne, VT 05482: 802-985-3346

Oct 29 - 31.....Silver Needles Quilt Guild
YWCA, 651 E. Prescott. Lois Johnson, 5420
N. Gerald Rd., Salina, KS 67401

Reprinted from Friendship Ideals
by Martha Hansen

Life is like a patchwork quilt,
Little squares of every hue,
Some of silk and calico,
Some of pink and gold and blue,

But each piece will do its part,
Help to make the pattern fine,
When at last the quilt is spread,
Lovely is its whole design.

RECOGNITION & THANKS



THANK YOU - THANK YOU - THANK YOU
 Past, but not forgotten.... Doni Boyd and Millie Fauquet want to thank all who shared their quilts, hours of help for setup and staffing of the quilt show at the Lancaster County Fair. Susie's floral silk flower arrangements and the lovely quilts made the Farmland Building a welcome place for 350 fair-goers. 16 quilts as well as smaller wallhangings were hung.

Thanks to **Doris VonSeggern** for the loan of a folding screen that showed off the quilted pillows.




A special **THANK YOU** to **Mona Jeanne Easter** for being our first mini demonstration presenter. Thank you, too, to everyone for participating. The standing-room-only crowd was overwhelming. We will expect to see prairie points showing up on more projects this year.

THANK YOU TO Charlotte Boe for doing the computer work to help organize the small quilt groups and to the ladies who volunteered to hostess the first meetings, **Barb Wittstruck, Joann Curtis, Jackie Greenfield, Betty Newhouse, Pat Andersen and Marion Wright.** There are now six groups and they are off to a good start.



MORE THANK YOU(S) TO.....
Pat Cole, Carroll Dischner and Roxanne O'Hare for hanging the quilt display - and to all those who shared their quilts at the Candy Factory for the Haymarket Festival.....

Carol Curtis, Jaynee Wolfe and Pat Andersen for the 3rd Annual Quilter's Retreat.....



Thanks to all who contributed blocks for the "Quilters" and to **Judy Lane, Lois Wilson, Karalene Smith, Ruth Kupfer and Shelly Burge** for tying the Legacy Quilt. Please note the following letter from **Albert Pertalion**, Chair of UNL Theatre Arts Dept:

 **University of Nebraska Lincoln**
 College of Arts and Sciences

Department of Theatre Arts and Dance
 215 Temple Bldg.
 University Theatre
 12th and R Streets
 Lincoln, NE 68588-0201

September 20, 1988,

Ms. Pam Haas
 5527 South 31st, Apt. 9
 Lincoln, Nebraska 68516

Dear Ms. Haas:

Allow me to use this opportunity to thank you and the Lincoln Quilters Guild for the excellent work you've done for our production of the musical, *Quilters*.

Quite literally, we could not have mounted this musical without the Guild's help. Just as quilting is almost always best done as a shared and collaborative work; theatre, too, is an art form synthesized from many efforts. The Guild's generous contribution to our production is a near perfect metaphor for the spirit of this show: That surviving the harsh problems of settling the great U.S. West was very much the result of cooperation, sharing and neighbors helping one another.

And if such an effort by the Guild weren't enough, you are adding the wonderful lobby display of your quilts.

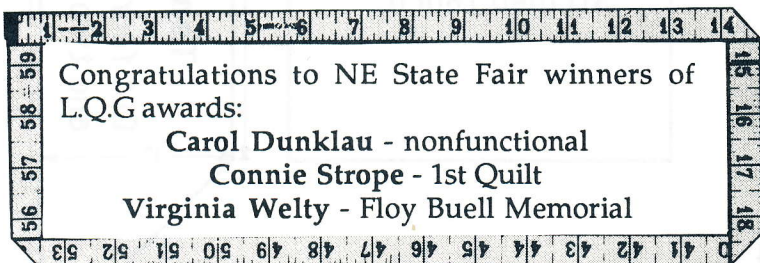
For all these things and the less visible but just as important public awareness of our show that your work is creating, we thank you. Lincoln will be as justifiably proud of its quilting guild as we are.

Sincerely,

Albert Pertalion

Albert Pertalion
 Chairman

Ap:pd



MORE NEWS IN PRINT

QUILTER'S DAZE by Joann Curtiss

Isn't this an exciting time of year? Fall is in the air which means cooler weather, football, and the children are back in school. But to many of us it means we can forget the weeds in the gardens as an early frost will take care of them, beautiful colors abound everywhere we look, and Quilter's Guild starts meeting again.

Our September meeting was fabulous! It was fun to be together again and to see all of the accomplishments of our friends at the fairs and shows during the summer. If only seeing those completed works of art would make the unfinished projects in our homes move from the "to-be-done" piles to the "finished" pile! Isn't it amazing how energetic one can be when looking at other people's projects?

Fall is the time when we "quilters" take a good hard look at our stashes of fabric... and of course, we will need to pick up a few new colors and prints at the fabric store to make our projects just right.... not to mention, the latest in tools and equipment to aid in these fascinating projects!!! What fun to prepare for the creative days ahead with "Ho, ho, ho, and a very Merry Christmas" right around the corner.

"Sew" goes the life of a quilter!

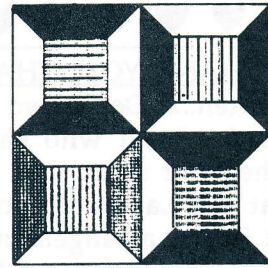


HOME FOR THE HOLIDAYS RAFFLE QUILT

Call Missy Lowery at 489-9284 if you need raffle tickets and Martha Dennis at 489-3036 if you can quilt sit this fall.

VIDEO TAPES

Jinny Beyers' video tapes Palettes for Patchwork and Mastering Patchwork are available during the month of July by contacting Donna Svoboda (435-0822). For a \$5.00 deposit which will be refunded when the tape is returned, you may enjoy either of them. Enjoy this leisurely encounter with one of the most outstanding quilt teachers with a friend, (or by yourself) -- without leaving home.



NOVEMBER FRIENDSHIP BLOCK - SPOOLS

We chose a simple block that you'll enjoy putting together as a diversion from your holiday projects. Repeat the 4" spool block four times. Arrange them as shown. A "scrapbag look" is desirable.

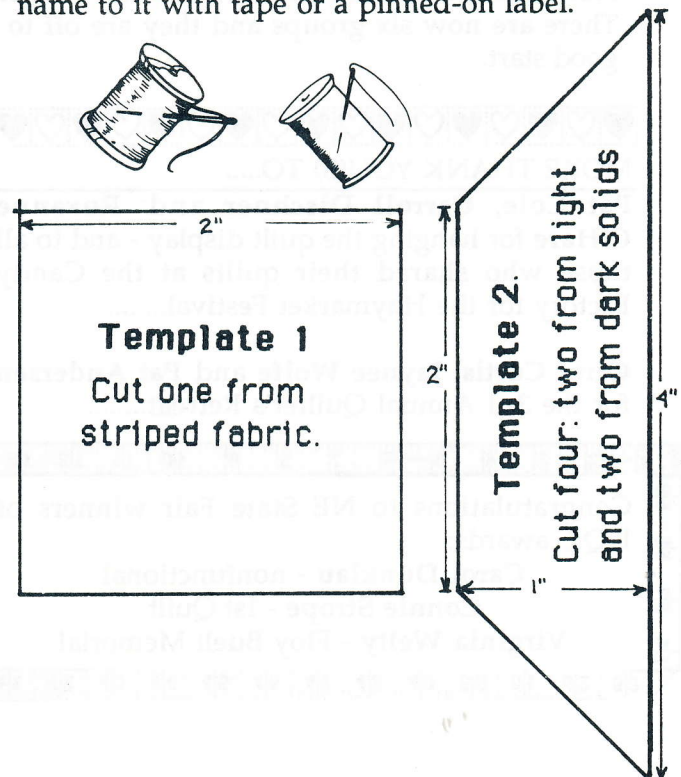

Remember:

Use 100% cotton fabrics, prewashed. Add 1/4" seam allowances to all templates. Measure accurately! Press all pieces as you go.

Instructions:

For each 4" spool block, choose a stripe fabric for the "thread" (the square piece). Coordinate it with a solid fabric for the two ends of the spool and a light-colored solid fabric for the background. Make four different 4" spool blocks. Set them together as shown.

Don't forget to press your finished block. Make sure it measures 8 1/2" square (which includes seam allowances). And, finally, affix your name to it with tape or a pinned-on label.



MONA JEANNE'S -- PRAIRIE POINTS

For those of us unable to squeeze into Mona Jeanne's demonstration (Sept. meeting), Mona Jeanne has outlined the directions for us.



10 Steps to Easy Prairie Points
by Doreen - Bernina - Manhattan, KS

Quilt size 3" - Doll quilt 1 1/2"

1. Prepare strip of fabric twice as wide as the square
2. mark strip in half lengthwise
3. measure and mark squares along top half of strip.
4. measure and mark squares along bottom half of strip (be sure to mark **exactly** halfway between squares of top half)
5. snip from edges to center, both top and bottom
6. beginning at one end, fold all squares to the right, forming
7. beginning at the same end, fold all squares to the left, forming
8. flip each triangle toward center
9. sandwich lower triangle between legs of upper triangle.
10. sandwich upper triangle between legs of lower triangle.



FOR MARSHA McCLOSKEY WORKSHOP

Remember to add extension cord to the Feathered Star workshop supply list. Irons and ironing boards were not on Marsha's list, but you may want to bring yours if you have room. If you have misplaced your supply list or need more information, call Diane at 423-7476.

The workshop will be in the same room as we have our regular monthly meetings at Union College Seventh Day Adventist Church. The church will be open by 8:45 am so we can begin setting up.

Bring your own sack lunch or eat at a nearby restaurant if you prefer. Drinks will be provided. See you there on the 17th.

HELP WANTED:

The State Guild Raffle Quilt "top" will soon be finished (thanks to **Shelly Burge**) and Shelly is setting up the quilt frame in her home. If anyone has some free time around mid October and would like to go over to her house and stitch, please call her at 489-7141.



QUILTER'S CHALLENGE UPDATE

The most asked question about the quilt challenge has been "where can I buy more of the challenge fabric?"

To answer that, we must explain that our original order for two bolts of fabric fell through the Friday before our first meeting. With a good deal of luck and with the help of Northwest Fabric (plus the Shelly-Pam-Ruth fabric shuttle), we were able to purchase about 30 yards of our first-choice fabric. All of that was sold or spoken for at the September meeting. Then Kathi Kinnaman took on the new challenge and found another length of the fabric in Iowa.

So those of you looking for more fabric -- Good Luck! Part of the challenge is to manage with the half-yard, or use your own fabric connections.


To clarify the design limitation you were assigned: remember that this is to be used as a starting point: how creative can you be working within that guideline? The idea is to see the different ways six to eight of you take the same limitation and use it to create your own unique quilt with the chosen fabric and no more than seven fabrics of your choice.

For those of you who have not yet joined in the fun, challenge packets are available for \$3.00, first come, first served. Call the Challenge Hotline -- **Ruth Kupfer** at 476-7348 or **Diane Deahl** at 489-4083.



REMEMBER LQG's NEW MAILING
ADDRESS P.O. Box 6861 - Lincoln, NE 68506.

The Lincoln Quilters Guild meets the second Monday of each month September through May at Union College 7th Day Adventist Church, 49th and Prescott, Lincoln - at 7:00 pm. If you would like to join Lincoln Quilters Guild and receive your copy of Plain Print, send your name, address, and \$10.00 yearly membership fee to P.O. Box 6861, Lincoln, NE 68506 - Attn: Stephanie Whitson.



Lincoln Quilters Guild
Plain Print

P.J. Peters, editor
P.O. Box 6861- Lincoln, NE 68506

BULK RATE
U.S. POSTAGE PAID
LINCOLN, NE
PERMIT NO. 1001