


LINCOLN QUILTERS GUILD



MEETING SECOND MONDAY OF EACH MONTH * SEPTEMBER THROUGH MAY * 7:00 P.M.
WESTMINSTER PRESBYTERIAN CHURCH * SHERIDAN AT SOUTH * LINCOLN, NEBRASKA



SERVING COMMITTEES

- January 11 Hostess: Linda Striman
 Co-hostesses: Ruth Albert, Mary Obrist, Imogene Lind, Becky Haynes, Heddy Kohl, Kathy Kinnaman
- February 8 Hostess: Ellen Mayer
 Co-hostesses: Retta Bettenhausen, Mary Copple, Diane Deahl, Kate Enerson, Virginia Welty, Nancy Buethe



AFTERNOON WORKSHOPS

- January 25 Hope Partridge, 3035 Kucera Drive
 Co-hostess: Heddy Kohl
- February 22 Gladyce Stromer, 2400 South 22
 Co-hostess: Elizabeth Wright



EVENING WORKSHOPS

- January 25 Jayne Wolfe, 200 Piazza Terrace
 Co-hostess: Pam Haas
- February 22 Clara Weiland, 2009 South 25th
 Co-hostess: Dorothy Decker



ROADSIDE ART IN NEBRASKA



The program for our January meeting will feature John Carter from the Nebraska State Historical Society who will speak and show us examples of "Roadside Art in Nebraska."

WEATHER ADVISORY




Now that we've experienced our first real snow of the season it will, no doubt, snow again, and again. In case of severe weather, any LQG cancellation will be phoned in to KFOR or KLIN-AM. DO NOT CALL THE CHURCH.


Season's Greetings

HEARTS AND FLOWERS



Thanks to:

 Louise Howey for so willingly taking time to prepare for a demonstration at Village Manor on December 9, 1987.

 Ruth Kupfer and Faye Timmerman who so ably handled the ornament exchange (and our 'official quilt holders' this year).

 Linda Ratcliffe
Marion Wright
Hope Partridge
Mildred Fauguet
Shelly Burge
Heddy Kohl
Doris Von Seggern

for helping with Arts in the Aisles!

CONGRATULATIONS



Hats off to Molly Baldwin, winner of our LQG raffle quilt. Thanks to everyone who helped design, quilt, quilt-sit and sell raffle tickets, we made \$1600.



ORNAMENT EXCHANGE A SUCCESS

Wow! What great ornaments were exchanged at our November meeting. We had good participation--the tree was full. There are lots of creative members. Thanks to all who took part in the exchange and keep up the good work.

NEWSLETTER DEADLINE



Deadline for the next PLAIN PRINT newsletter is January 20, 1988. Please send news items to Diane Wagner, 3205 West Pershing Road, Lincoln 68502.

BUS TOUR TO KOLONA, IOWA



Just a reminder that the final payment of \$40.00 for the Kolona bus trip is due at the January LQG meeting. If you are unable to attend the meeting, please send your payment to Shelly Burge, 5701 So. 112, Lincoln, NE 68520



LQG STEERING COMMITTEE

The newly formed steering committee including Pam Haas, Mona Jeanne Easter, Becky Haynes, Virginia Welty and Diane Wagner has met this past month. The committee's objective is exploring long range plans, concentrating on future speakers, programs and exhibits for LQG.


There will be a suggestion box available at our monthly meetings for your input. Please use the yellow cards and give us your ideas and suggestions.

HOLIDAY GIFT IDEAS




There's still time to get those little gifts for your quilt admiring friends and family. Call Sue Volkmer, Joyce Vannier or De Edgar for posters or Pat Hackley for notecards.

CHRISTMAS STOCKING CONTEST



Don't forget the Christmas in April stocking contest. Save the pattern for that stocking you are making for Christmas this year. Only requirements are that it be original and quilted. Winning pattern will be sold this fall in time to be made for Christmas '88.



The Guild Library recently received the following books donated by Mary Copple: Patchwork Possibilities, by Margarie Puckett; and Quilters Companion, by Carol Hinson.

THANK YOU MARY!

Additional books donated to the library last month:

Log Cabin Quilts, by Lehman & Martin

Creative Patchwork, by June Field

Better Homes & Gardens Sewing Book

New Looks At Needlepoint, by Rome &

Devlin

New Look At Bargello, by Carol Cheney

Rome



VIDEO AVAILABLE TO LQG MEMBERS

Jinny Beyer's new VHS video cassette, A Video Workshop: Palettes for Patchwork, complete with fabric swatches, explains the easy natural way to choose colors for quilts and other projects. The video has been purchased by LQG and will be available for checkout in January.

For a fun way of getting to know your neighbors, invite a few LQG members, whom you have not yet gotten to know, to your home for a viewing of the video and enjoy the friendship of others interested in quilting. It is fun to learn together and from each other.

There will be a small deposit fee, which will be returned when the cassette is returned. For details contact MonaJeanne Easter, 423-8967.

RESOURCE FILE BEING COMPILED

A list of groups/individuals who quilt for hire is being compiled. We are often asked if the guild quilts old tops or newly pieced tops. So . . . to help our membership, a resource list is being put together. If you know of a group or an individual who will quilt or even baste a quilt together, please call Gladyce Stromer, 435-0881.



A headline in the November 16 Lincoln Journal read "Nearly 3000 quilts registered, documented, Nebraska Quilt Project all sewn up." The article concluded, however, that quilts in the Lincoln and Omaha areas have not been registered. LQG executive board encourages you to make a donation to the quilt project in your name, a family member's name, or the person who taught you quilting. Or perhaps your friends need a gift idea for your birthday or some special remembrance. Suggest a donation to the NE Quilt Project. And don't forget the opportunity to donate a small quilt to the doll quilt auction.

Help insure the quilts in Lincoln and Omaha are registered and documented. Send your donation to the NE Quilt Project, 1820 St. James Rd., Lincoln, NE 68506.



DOLL QUILT AUCTION

The Doll Quilt Auction, to raise funds for the NE Quilt Project, will be in May.

These small sized doll quilts can be of your own choosing -- any design, pattern, or color. Why not try something new and experiment on this small sized project?

You might consider making a quilt with a friend. It's always more fun working with someone else.

If you need a challenge for motivation, Jeanne Garvin, the auction chairperson, has some ideas for you.



NEW YEAR'S RESOLUTION TIME

Have you considered your 1988 New Year's resolution yet? One suggestion is to complete your special name tag. Here is your opportunity to make a statement about yourself.



"Memories of Childhood" is the theme of the crib-quilt contest sponsored by the Museum of American Folk Art. Open to quilters around the world, the contest ends on Sept. 1, 1988. Quilts must be from an original design or an original use/interpretation of traditional patterns. The quilts must measure 45 x 54" with a two-inch variance (crib size). Winners will receive cash awards up to \$7,500. See Pam Haas or Diane Wagner for the official contest rules.



"If we are going to make quilts in any form in the 1980's, we are duty bound to add to the heritage, and not just keep repeating the same images. They were beautiful and wonderful, but we have our own images, and these should be added to that store of the design heritage. We take designs from the traditional, we shuffle them, we divide the square up in new ways, and then we begin to notice potential quilt designs everywhere. I think that's how it becomes current, vital and more than just a return to nostalgia."

Judi Warren Quilting, WBOU-TV 1981

Pat Cole has the bibliography from Judi Warren's lecture "Cobwebs and Constellations."



The following letter is a request for quilting superstitions. Does anyone have a contribution? If so, please send your information to:

LOIS F. HORBAL
60 Black Birch
Wethersfield, Connecticut 06109



Do you know that a quilt owner will receive one kiss under a quilt for each time that someone unintentionally pricks her finger while working on it? They do add up!

Do you know that it is considered bad luck to give anyone a new quilt? To break the spell, sleep under a new quilt for one night before giving it away. This insures that your love goes with the gift.

Do you know that the Drunkard's Path was a pattern which wasn't made for a boy's bed lest he develop "an unhealthy interest in strong drink"?

These are a few of the quilting superstitions I found while preparing a talk on that subject for my quilt guild this fall.

Since there is no one book in which all of this quilting folklore is collected, I would like to write such a book--with your help.


As the names of quilt patterns changed as settlers moved west, I'm sure that quilting superstitions and customs vary from place to place too. There must be many that are unique to your region.

Will you help me share them with the quilters of America? Please send me any superstitions, customs and beliefs that have been passed on to you by family members or by folks in your region. Perhaps you have read some bit of quilting folklore somewhere. If your tale is from a book, please tell me the title and author so that I can give proper credit to the author. I will certainly mention you in my book if I use your story.

The research I have done thus far is fascinating--but far from complete. I can't wait to hear all of your wonderful stories!!

FRIENDSHIP BLOCK

CANDY HEART
Seven-Patch
7" Block



CANDY HEART; is a smaller size block than what we have worked with so far this year, you may want to think of a smaller project such as a wall-hanging, tablecloth, placemats, borders, etc.

COLOR AND FABRIC SELECTIONS:

Red fabric for the heart*

Pink fabric for the background

*Option: You may wish to use more than one red fabric for the heart.

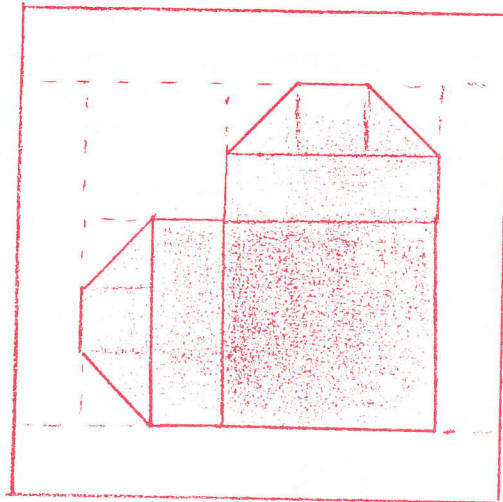
In North Platte this last summer we learned from Mary Ellen Hopkins that all reds as well as all pinks compliment each other very easily; also she believes to make your projects come alive remind yourself you are not getting dressed.

GENERAL INSTRUCTIONS:

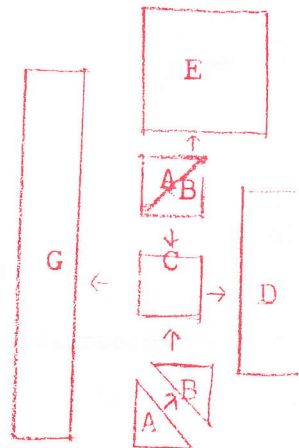
- Pre-wash your cotton fabrics.
- Add 1/4" seam allowance to your templates.
- Press your seams as you piece,

SEWING DIRECTIONS:


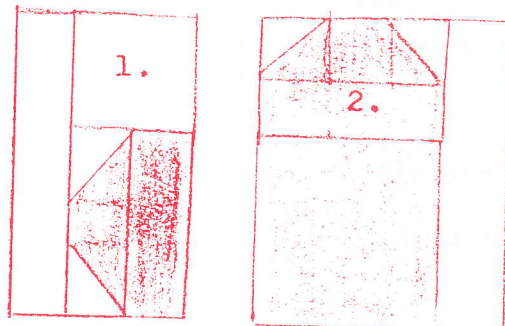

- Sew together first triangle A to triangle B forming a square.
- Connect A/B to C.
- Sew A/B, C to D then to E and G making Unit 1.
- Sew Unit 2. in the same fashion as Unit 1.
- At last sew your three Units together.
- See Diagrams.



UNIT 1.



UNITS 1.-3.



FRIENDSHIP BLOCK EXCHANGE



At our November meeting we had 40 blocks for our exchange - enough for three winners. Winners were Shirley Jones, Norma Jean Anderson, and Mona Jeanne Easter.

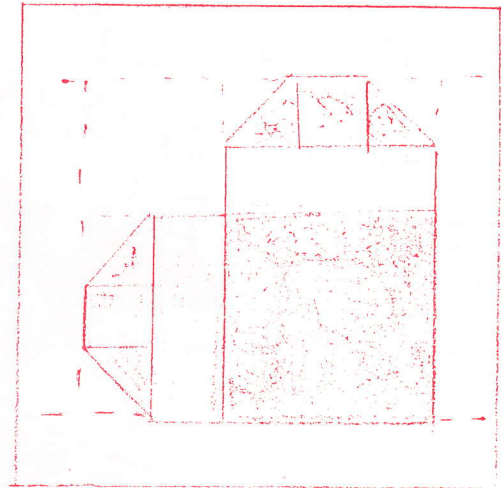
JUST A REMINDER



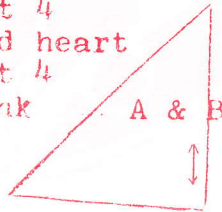
There will be a reunion of friendship block tops or quilts at our May meeting.

Candy Heart
7" block

Add 1/4" seam allowance to pattern piece.



- A. cut 4 red heart
- B. cut 4 pink



H
cut 2
pink

G
cut 2
pink

C
cut 2
red


E
cut 1
background
pink

D
cut 2
heart
red

F
cut 1
red heart



Season's Greetings



LINCOLN QUILTER'S GUILD
Diane Wagner, Editor
3205 West Pershing Road
Lincoln, Nebraska 68502

Cat pattern

BULK RATE
U.S. POSTAGE PAID
LINCOLN, NE
PERMIT NO. 1001



*Get forms from Monday - Frankie
Auction Quilt
Friendship Quilt
Cat pattern*