

PLAIN PRINT

VOL. V, No. 4

LINCOLN QUILTERS GUILD


APRIL/MAY 1984

APRIL

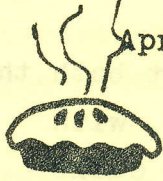
The April 9th program will be given by Mary Ghormley and Virginia Welty. They will explain the steps in making a "Bible Quilt." Jean Harnsberger may also present her program on "A Quilt Show." These both sound like interesting programs. Hope you are able to attend.

MAY

Suellen Meyer from Creve Ceur, Missouri will present the May 14th program. She will lecture on "Traditional Log Cabin Quilts." Bring your own Log Cabin quilts to the meeting for a fun show and tell. Remember, Guests are welcome!!!!



COOKIES...




April 9.....Hostess: Lydia Norton

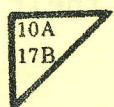
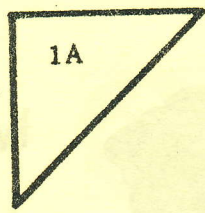
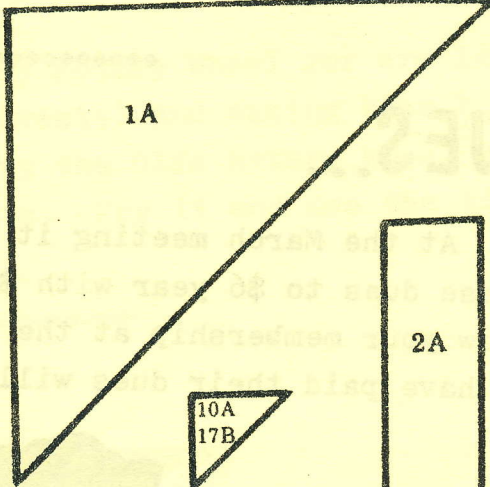
Beulah Rulla Louise Howey
Ruth Albert Eleanor Sidlan
Gladyce Stromer

May 14.....Hostess: Ellen Thompson

Mida Giesecker Barb Wittstruck
Jan Stehlik Delores Lintel
Sue Weber



Cherry Basket



Congratulations Quilt Show Committee on a job well done!!!!
It was a fantastic show.



♥ Quilt notecards will be available for purchase at both the April and May meetings. There are two different sets, with 12 cards in each. The cost is \$4 (set). Support the Guild and purchase a set(s).



FOR SALE...

Mountain Mist quilting frame. Well-made, old, all wood, Amber Pine. Call Rosemary Seyler 423-2809 9a.m.-9p.m.



DUES...

At the March meeting it was discussed and agreed to increase dues to \$6 year with \$3 for Senior Citizens. You may renew your membership at the May meeting. Remember only those who have paid their dues will be listed in the membership book.



3. A common design featuring three rows of three equal squares. **ACROSS**


4. A method of securing the three layers of a quilt by tying square knots with yarn.
5. In colonial days a girl had to complete this many quilts before she could get married.
6. Long, narrow strips that "frame" a quilt or sections of it.
7. A form of fabric art made by the Cuna Indians of the San Blas Islands consisting of vividly colored, multi-layered reverse applique of simple designs.
11. A unit of patchwork design, usually square, which is repeated over the quilt top to create an overall pattern.
12. The bottom layer, or _____ of a quilt.
13. A unique method of sewing strips together into a band, cutting angled pieces of the band and sewing these pieces together in different alignment to create bands of geometric patchwork; practiced by some Indians in the southeastern states.
15. Refers to a fabric with a shiny finish on one side.
16. A form of applique.
18. The fluffy middle layer of a quilt made of wool, cotton or dacron polyester.
19. A popular coverlet pattern in which muslin squares are folded and a contrasting "window" of fabric is inserted in and stitched under some of the folded edges.
20. A sampler quilt featuring blocks made by many people with a medley of patterns.
23. Patchwork made of random sized, colored, and shaped pieces, and frequently embellished with fancy embroidery.
24. A bedspread; from the French word "counterpoint."
25. An applique pattern in which a circle is divided into pie-shaped segments, the outer end forms either a scalloped or a pointed edge, and a small circle is applied to finish the inner segment edges.
26. A very popular bridal quilt pattern: Double _____ Ring.
27. A popular, easy pattern in which plain blocks are flanked by patchwork blocks: Double _____ Chain.
31. The way in which patchwork blocks are joined to form the quilt top.
32. A religious sect famous for their quilts featuring bold, solid colors and simple patterns showing off fancy quilting.
34. A quilt in which each block is the same pattern but made by different people; usually each block is "Signed" by the maker to remember them by.
1. This style of quilt has a central motif, frequently a star, and borders radiating outward in concentric squares. Many of these borders are pieced also.
4. Technique wherein a channel of two parallel lines of stitching is raised by inserting cording between them. Areas, such as leaves, can also be done in this manner by stuffing them from a slit in the backing fabric. Also called bas-relief designs.
8. A triangle in which all sides are of equal length and all angles are 60 degrees.
9. Process of applying small pieces of fabric to a larger backing fabric to form a picture. Example: Rose of Sharon.
10. This style of quilt is characterized by a large overall repetitive motif of one color applied to a contrasting background, also of one color. Usually the design motifs are based on nature and are produced by folding and refolding of the top fabric and cutting through all layers.
11. The name for the short needles used for quilt stitching.
14. A six-sided figure with all sides of equal length. Grandmother's Flower Garden is an example.
17. A pattern to trace around; cardboard, plastic and metal are frequently used to make these re-usable patterns.
18. A stitch to secure the thread at the beginning or end of a line of stitching.
21. A large 8-pointed star pattern made up of many small diamonds. By careful planning, the diamonds can form concentric circles of color.
22. An alternative to quilting to secure the three layers of a quilt; a thread stitching several times in the same place is used.
23. Cotton cloth closely printed with small scale patterns; usually floral.
28. To prevent tangling of quilting thread draw the thread through _____.
29. To make a corner with a diagonal seam from the inside edge to the outside edge; usually done on borders.
30. The stretchy, diagonal portion of a fabric.
33. Strips inserted between blocks to increase a quilt's size or separate the block designs; also called sashing strips.
35. Patchwork category consisting of strips of fabric applied to a backing piece. Example: Spiderweb.
36. A quilt made to show off a quilter's mastery of design and construction.

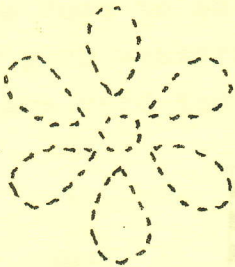

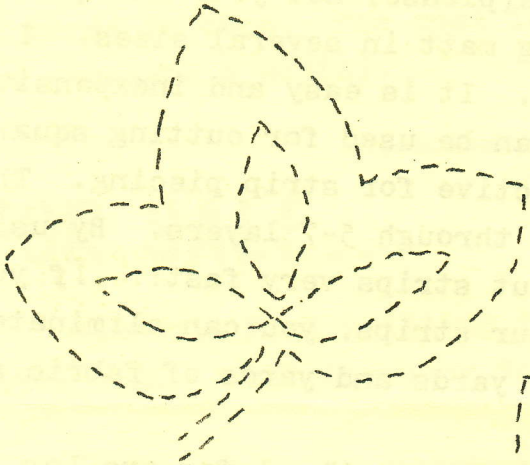
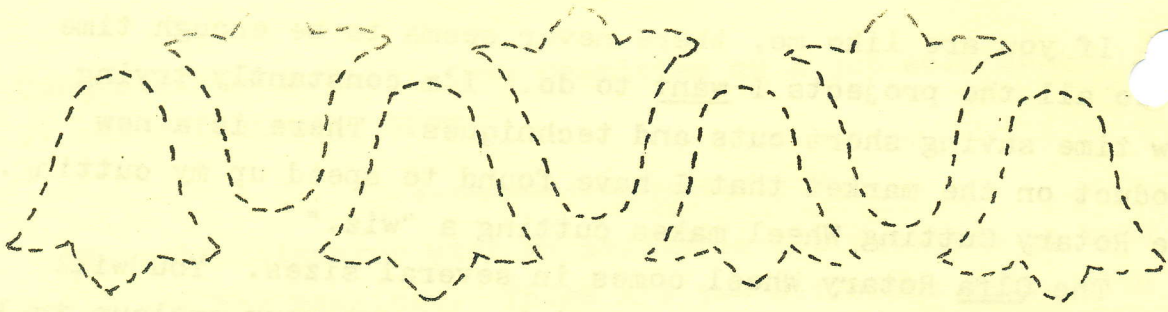
If you are like me, there never seems to be enough time to do all the projects I want to do. I'm constantly trying new time saving short cuts and techniques. There is a new product on the market that I have found to speed up my cutting. The Rotary Cutting Wheel makes cutting a "wiz."

The Olfa Rotary Wheel comes in several sizes. You will need some type of cutting surface (please, not your antique table top!). Olfa makes a self-healing matt in several sizes. I highly recommend using this matt. It is easy and inexpensive.

Although the rotary wheel can be used for cutting squares and triangles....it is very effective for strip piecing. The wheel is very sharp and will cut through 5-7 layers. By using a metal straight edge, you can cut strips very fast!! If your straight edge is the width of your strips, you can eliminate marking the fabric. In no time, yards and yards of fabric are cut and ready to be sewn.

Some patterns I have used my Rotary Wheel for are Log Cabin, Seminole, strip piecing (vests) and making bias binding. Most fabric and quilt shops carry the Olfa Rotary Wheel along with replacement blades and matts. Try it and see the time you can save!!!





WORKSHOPS...



Guild members are welcome to attend any/all of the workshops. They are held the fourth Monday of each month, either at 1:00p.m. or 7:00p.m. Bring your current sewing project and enjoy an afternoon/evening with friends--old and new!!!!

Afternoon

April 23 - Joan Schwalm
8120 Lamplighter Cr.

*May 21 - Donna Svoboda
2461 Sewell

*note that the afternoon workshop in May is one week earlier due to the holiday on the 28th.

Evening

April 23 - Evelyn Reichenbach
1846 Rivera Dr.

May 28 - TBA

The Quilt Show Committee would like to thank our leader, Pat Hackley, for a marvelous job of coordinating the quilt show. Without your experienced leadership, things would never have run so smoothly!

Thanks.

Hope,
Linda
Pam
Mary
Shelly



FABRIC FEVER: A passion to acquire and addiction to own unlimited quantities and varieties of fabric. Condition most often found among quilters. While individuals with the condition are believed to be harmless, the condition is incurable. Individuals having the condition are appreciated by Quilt Shop owners. Complications include decreasing effects on bank account and need for large amount of space.

South/Southwest Quiltmaker

Cindy Arvanette
2541 Marilyn Avenue
Lincoln, NE 68502

