



Volume 41, Number 3

May 2014



Sue Daley

Lecture/Trunk Show  
Monday, May 12, 2014

English Paper Piecing

Sue's love of Patchwork began in 1980 when she was expecting her first child. She made one quilt a year for 3 years. After her third child was born Sue decided she could get a little more serious now that she had a girl. Obsessive is probably the best way to describe it now, with most of her days being filled with designing and teaching across Australia and all over the world. Sue wrote her first book in 2003 and has gone on to write 4 more books on English Paper Piecing.

In 2005 Sue and her husband purchased a beautiful, private 3-acre property. After extensive landscaping and a seasonal creek and green mountain backdrop, away from the hustle and bustle of the real world, Kindred Spirits Bed and Breakfast and the Candlelight Cottage came into being. Sue and her husband run them. The B&B specializes in Patchwork retreats and is renowned for the beautiful surroundings, fabulous food and excellent classes. It is also the home of "Patchwork with Busyfingers". Here you will be sure to find many of the beautiful quilts and accessories that Sue has designed over the past 30 years. Together with her husband and several staff, Sue runs this successful business supplying patchworkers, not only locally, but internationally.

Sue will speak on her experiences with English Paper Piecing and how her work has evolved.

Sue's website: <http://www.busyfingerspatchwork.com>

**Lincoln Quilters Guild**  
***Quilting since 1973***

Meeting the *second Monday*  
of the month

**2014 March—November**  
**Gathering at 6:30 p.m.**  
**Program & Meeting**  
**at 7:00 p.m.**

College View Seventh-Day  
Adventist Church  
4015 S 49th Street  
Lincoln, Nebraska

*On the Internet at*  
[www.lincolnquiltersguild.org](http://www.lincolnquiltersguild.org)

**May Class**

**English Paper Piecing "Playing with Papers"**

**Monday May 12, 9:00am – 4:00pm**

**Teacher: Sue Daley**

Your choice of either Playing With Paper Patterns  
Sue will teach us her method of English paper piecing. She will show examples  
and give instructions for each pattern.



Playing with Paper Pack 15  
Playing With Paper Pack 6



**Note: Class sold out! Will take a waiting list.**

**OFFICIAL PUBLICATION  
OF THE  
LINCOLN QUILTERS GUILD  
LINCOLN, NEBRASKA**

Published nine months of the year:  
March, April, May, June, July, August,  
September, October, and November.

**Editor and Layout:**

Lorelee Novak

**Circulation:** Carol Curtis

The deadline to submit articles and ads for inclusion in the **Plain Print** is the Wednesday following the Guild meeting.

**June  
newsletter deadline:  
May 14, 2014**

**ADVERTISING**

**Business Ad Rates:**

A 3½" x 2" sized ad is \$25 for the first month and \$20 per month for subsequent months.

A 3½" x 4" sized ad is \$40 for the first month and \$35 per month for subsequent months.


Ads must be camera-ready.

**Classified Ad Rates:**

Any individual may place a classified quilt-related ad in the "Quilters' Exchange" at a cost of \$10.00 for 30 words. Send exact text for ads. Send articles and ads with payment (payable to "Lincoln Quilters Guild") to:

Lorelee Novak  
2510 Jameson N  
Lincoln, NE 68512  
Email: rjljn@aol.com

Be sure to stop by the LQG table to pick up Quiltfest bookmarks to share with your friends !



And don't forget to purchase a book or more of Raffle Quilt tickets for the "My Heart is Home" raffle quilt.



## President's Message

Hello everyone!

This is such a busy time of year with family gatherings for Easter and Mother's Day, and high school graduations. My granddaughter Ashlynn will soon finish 5<sup>th</sup> grade. She and I spend a lot of time together during her summer break. She has reached an age where I'm not really "babysitting" her but I do get to drive her to activities and go shopping. She thinks she would like to spend more time sewing this summer. Usually when we say we're going to sew together, it really means we'll go fabric shopping. She spends way more time fabric shopping than actual sewing!

I really enjoyed our March speaker, Jacquie Gering, and her class was great fun. Everyone in the class seemed to enjoy creating their own designs. We have some awesome speakers this year and I hope many of you will be able to take a class. The best part of the class is to see how different everyone's piece looks with all the different color and fabric selections. Come and join the fun.

The Quilt Show Committee is now working in high gear. They are making great progress but still need plenty of help at the show. When they ask for volunteers please say yes. At Lincoln Quilters Guild we rely on volunteers to keep the Guild moving, and the Guild is only as strong as the many volunteers who step up every day and help out. Thanks to everyone who is helping on committees and in other ways this year.

Happy quilting !

Linda

## Small Groups

Anyone is welcome to join these groups



### Day Groups

#### Piecemakers

The Piecemakers meet at Bernina Sewing Studio in the Piedmont Shopping Center on the fourth Thursday of each month except November and December. For more information: *Willa Smith* at 402- 420-2422. Please leave a message and I will return your call. Or email me: rswd660@inebraska.com

#### Ladies of the Lodge

**The Grand Lodge at the Preserve**  
80th & Pioneers Blvd. • 1:00pm, 3rd WEDNESDAY of the month. Enter North door and take the elevator to the 4th floor lounge. For more information, call Nancy Simmons 423-4947

#### Cuddle Quilt Workshops

**College View Seventh Day  
Adventist Church Resource Room**

4108 Prescott Ave. •  
9 am-2 pm • 1st Friday of the month.  
Vicky Skuodas, co-chair person.  
Join us in planning our Cuddle Quilts and also to pick up kits to work on during the month.

#### Quilts of Valor

We will have one meeting place and sew-in each month :  
1st Sunday: Hancock's, 12:30 to 4:00pm

[Julia.Schroeder@govf.org](mailto:Julia.Schroeder@govf.org)  
[Sara.Kenny@govf.org](mailto:Sara.Kenny@govf.org)

#### Evening Groups

#### The Northeast Lincoln Sew-and-Sews

Meets the 3<sup>rd</sup> Monday from 6:00-8:00 pm at the Anderson Branch Library, 3635 Touzalin Ave. For more information, contact Kim Shelley at 467-4266.

# Minutes of the Lincoln Quilters Guild – March 10, 2014

## College View Seventh-Day Adventist Church – Lincoln, Nebraska

President Linda Daiker called the meeting to order at 7:00 PM with a welcome. She reminded everyone to silence cell phones. Photos may not be taken during the presentation.

Speaker Monique Dillard was introduced for her presentation of “Designing Fabric and Books.” After the presentation, Barbara Turner, a previous scholarship winner was introduced for her presentation about Indonesian textiles, her area of research.

President Daiker convened the business meeting. There being no additions or corrections, the Minutes of the March 2014 meeting were approved as printed in *Plain Print*, and the March 2014 Treasurer’s report was remanded for audit.

**New Business:** President Daiker announced there were no applicants for the Quilt Guild Scholarship. The membership booklet has been updated, and members can now reprint it in fewer pages. She asked that committee chairs check to make sure the names of their committee members are correct and to please contact Kate Laucomer if any changes should be made.

**Old Business:** No old business was discussed.

**Announcements:** Kathy Spitsen made the following announcements: Pillowcases are still needed for the quilts for St. Mary’s students.

Pacific Hills Lutheran Church in Omaha is hosting an exhibit of “The Last Supper” quilt from 9:00 AM – 9:00 PM on April 17 – 18. The quilt is being driven from Waxahachie, TX to Omaha by its artist, Don Locke. It has been exhibited in 37 states, but never in Nebraska. If you wish to make a donation, please check at the Bulletin Board table.

Thank you cards were received from the Malone Center and the Matt Talbot kitchen.

The Nebraska State Quilt Guild will present “Colorful Quilting” on Saturday, April 26 at the Grand Generation Center in Cozad from 9:00 am – 3:00 pm. AccuQuilt is sponsoring a design con-

test. The design with the most votes will win a large prize. Please check AccuQuilt online for information. The Plainsman Museum in Aurora, NE will host “The Magic of Quilts” quilt show on June 28 – 29 with an admission charge of \$5.00.

Elizabeth Sterns discussed the Young Artists Program at the Bryan Focus Program at Hawthorne school in Lincoln. The program is going well with great quilters and great machines. May is the end of the year and she would like volunteers to start in August. This involves working with teenagers with children from 10:00 – 11:00a.m. in the student parenting class each Wednesday. Please contact Elizabeth by leaving your name and phone number if you are interested. Members can check out this program at Hawthorne next week if they wish.

Vice Presidents Sara Kenny and Mary Sedlak discussed the upcoming programs. Sue Daley will present the May 12 program, “English Paper Piecing” with the class “Playing with Papers.” The July class will be “All Dressed up” by Diane Harris. For each class, a “Class Angel” will be selected to help the instructor set up and take down and will receive a “vase” with an embroidered ribbon designating the person as a “Class Angel – LQG” as a thank you for their assistance.

The Mystery quilt new clue is available – 100 half-square triangles are needed.

All 136 quilts needed for the Korean War Veterans tour to Washington, D.C. were received.

The June guild meeting to be held on June 7<sup>th</sup> will be a Quilt Studio tour of six members’ studios. Elizabeth Sterns, Margrethe Alschwede, Rhonda Bieber, Sheila Green, Vicky Skuodas and Kris Vierra are the members inviting guests to tour their quilt studios from 10:00 am – 3:00 pm on Saturday, June 7<sup>th</sup>. All studios require stairs except for one. Admission is \$5.00. Tickets are on sale now, at the next meeting and also at the door. A map will be provided. In addition, Calico House, Cosmic Cow and Sew Creative will have demonstra-

tions or discounts for ticket holders.

Sheila Green announced the fund raiser for the Friends of the IQSCM “Beyond the Binding - Everyday Quilters, Extraordinary Quilts” with Marianne Fons and Mary Fons on Saturday, April 19 at 3:00 pm at Hardin Hall, across from the International Quilt Museum at 33rd and Holdrege. A reception will follow at 5:00 pm. Tickets are \$30.00 for the lecture and \$50.00 for the lecture with the reception. There are few tickets remaining.

**Mini Raffle:** Cheryl Kupcenski and Kay Hoff conducted the Mini-Raffle with proceeds of \$74.50 going to Cuddle Quilts. Winners were: Judy Lutgen – a Tulip wall hanging, Susan Russell – a “Be Mine” wall hanging, and Joan Yoder – a folded star block.

**Quilt Show:** Barb Clements described the many activities she and her mother, Jean Ang, are scheduling for the children’s program. Activities for the children will continue all day.

Vicky Skuodas displayed the newest donations for the Live Auction and asked anyone interested in donating a quilt for the auction to contact her. They would like to have about 100 quilts for the auction which serves as a fund raiser for the guild.

Sheila Green announced that 2050 tickets have been sold for the Raffle Quilt so there are plenty left to sell. She asked members to please pick up the tickets. Sales of the tickets benefit the guild’s outreach programs. The “Tradition with a Twist” challenge quilts will be turned in on July 8<sup>th</sup>, the same day as the quilts for the quilt show. In addition, Joan Yoder and Sheila have nearly filled the available vendor booths with only 8 spaces remaining.

President Daiker adjourned the meeting to Show and Tell. Minutes submitted by Wilma Daddario, LQG Secretary

## LQG Treasurer Report - Mar 2014

Beginning Cash Balance 3/1/14 \$ 36,735.73

### RECEIPTS

Checking Interest	\$	0.54
Membership`	\$	1,820.00
Mini Raffle Quilt	\$	115.00
Newsletter Advertisements	\$	65.00
Programs and Classes	\$	345.00
Quilt Show 2014		
Raffle Quilt Tickets	\$	337.00
Vendors	\$	625.00
<b>TOTAL RECEIPTS</b>	<b>\$</b>	<b>3,307.54</b>

### DISBURSEMENTS

#### 1. Operations Expenses

Administration	\$	40.13
Insurance and Bonding	\$	30.41
Meeting Room Rent	\$	230.00
Newsletter Printing and Post-	\$	94.16

#### 2. Educational Services

National Quilting Day	\$	492.50
Programs and Classes	\$	1,331.33

#### 3. Community Service

Cuddle Quilts	\$	281.64
Nebraska Windmill Pattern	\$	72.00
Santa Socks	\$	561.24
Young Artists Project (non-	\$	188.83

**TOTAL DISBURSEMENTS \$ 3,322.24**

**NET CASH IN/(OUT) \$ (14.70)**

**Ending Cash Balance 3/31/14 \$ 36,721.03**

Current Checking Balance \$ 11,535.94

Current CD Value (next maturation date 9/4/2014) \$ 25,185.09

**Total Cash 2/31/14 \$ 36,721.03**

## Santa Socks 2014

Here are some suggested donations to fill those socks :  
MAY: Baby items/hats, booties, bibs, blankets, soft books, baby toys

Watch for additional suggestions of items to bring for the remainder of the Guild year in future Plain Print issues.

We hope you will be making Santa socks and bags throughout the year so we will have enough by the November meeting.

Remember, you can bring your donation to any guild meeting during the year. There will be totes near the South doors for you to deposit your items in.

Thank you for your support!



### Thank you!!!!

Huge thanks to all Guild members who made, pieced or machine quilted QOVs, or who made pillowcases or who sewed on quilt bindings. Thank you for helping us reach the goal of 130 QOVs for cover the Korean War vets who made their Honor Flight in October 2013.

### QOV pins

The QOV committee has Quilts of Valor commemorative pins available. Suggested donation is \$5 and pins can be picked up at the QOV table before Guild meetings. Thank you for your support.

### VA Coffeehaus


QOV has partnered with the VA volunteers group to identify local vets who might need a Quilt of Valor. We are meeting with this group each month at the VA Coffeehaus, and we try to award at least one QOV each month. Anyone interested in joining, please contact Julia Schroeder ([julia.schroeder@qovf.org](mailto:julia.schroeder@qovf.org)) or Sharon Minear ( )

### Block Drive

The 2014 QOV block pattern is available now at the following link:

<http://www.qovf.org/content/2014-qovf-block-drive-pattern.html>

Blocks should be turned into the QOV table at Guild meetings no later than July 2014. Make as many blocks as you want! Thank you.



International Quilt Study Center & Museum

### Google Art Project

The International Quilt Study Center & Museum was recently added to the Google Art Project. Inclusion in the Google-powered art platform will allow the museum to share high resolution images and digital resources connect to selections from the collection.

Virtual visitors can browse works by the artist's name, artwork, type of art, museum, country, collection and time period. The IQSCM's first wave of uploaded content features nearly 100 pieces, including Lucinda Ward Honstain's "Reconciliation Quilt" and Michael James' "Aurora."

You can view the museum's collection on the project at <http://www.google.com/culturalinstitute/collection/international-quilt-study-center-museum>.

# Quilt R Done

Sandy Anderson  
Linda Daiker

Quilt R Done Club  
(as of April 2014)  
Anita Dover  
Ginny Harvey

Sara Kenny  
Susan Heath

Reminder: to join the Quilt R Done club, simply finish a project you began in any LQG class and bring it to the Guild meeting to show and tell. Membership in the Club is free and entitles you to a special Quilt R Done charm and your name is added to the Quilt R Done poster.

## May 12, 2014 Class Registration

**Offering:** Sue Daley teaching "Playing with Papers English Paper Piecing"

**Date/Time:** Monday, May 12, 2014

9:00am – 4:00pm

**Cost:** Guild Members: \$45 per person

Non-Members: \$50 per person

**Kit Fee:** Choose (1) kit (payment will be made at class)

PWP #6: \$30 (includes PWP pack & needle; bring your own fabric)

PWP #15: \$40 (includes PWP pack, needles and fabric)

**Location:** College View Seventh-day Adventist Church, 49<sup>th</sup> and Prescott Ave  
Come in door number 2 on the south ground level

**Note: Class is sold out, but do have a waiting list!!**

Your name: \_\_\_\_\_

Your address: \_\_\_\_\_

Your phone # Daytime \_\_\_\_\_ Evening \_\_\_\_\_

Email: \_\_\_\_\_

Guild member: Yes \_\_\_\_\_ No \_\_\_\_\_

Kit Selection: PWP #6 \_\_\_\_\_ PWP #15 \_\_\_\_\_

### Send check payable to LQG to:

Sara Kenny, 21902 A Street, Eagle, NE 68347 \* (402) 960-6560\* [sarakenny@yahoo.com](mailto:sarakenny@yahoo.com)

Please make check for the amount of the class only.

Check the LQG website for supply list for this class. If you do not have email or access to the internet, please include a business-sized stamped self-addressed envelope so we can send you the supply list for class



## Martha's 2 Day Amish Quilt Tour to Jamesport & Hamilton Missouri

Friday & Saturday, September 12 & 13



Day 1 — We will travel through the beautiful rolling hills of Missouri to Jamesport for an Amish lunch. After lunch we will go on a guided tour to visit some Amish sights and have the opportunity to see quilt demonstrations. Our last stop will be the Quilt Barn and Bakery. We will travel to Chillicothe for dinner and will stay the night at the Comfort Inn & Suites.

Day 2 — After breakfast we're to Hamilton and the Missouri Star Quilt Company. They have lots of fabric between their 4 different stores. In the old city Library, across the street, you can observe the long arm quilters at work. Not to worry there will be tons of room on the motorcoach for your purchases. If interested, you can visit the J C Penny museum. Hamilton is his childhood home.

\$330 double — \$375 single — Payment due by August 5

## Hall Tours, Ltd.

3210 Calvert St., Lincoln, NE 68502

For Reservations Call 402-770-7325

or you can email [halltours@reagan.com](mailto:halltours@reagan.com)

visit our Website: [www.halltours.com](http://www.halltours.com)

**Tour Price Includes:** Motorcoach transportation, 1 Night Hotel stay, 1 Breakfast, 1 Lunch, 2 Dinners, Coffee, Muffins, Free Water, Hall Tours Escort and of course Martha's Turtles.

PAID ADVERTISEMENT

Lincoln Quilters Guild  
“Quilter’s Creative Spaces”

Studio Tour

Saturday, June 7, 2014

10:00am – 3:00pm

Admission: \$5 per person

Six local quilt studios  
Featuring the artists’ quilts and quilt spaces plus  
LQG Community Outreach projects and  
LQG Quiltfest displays

Three local quilt shops  
Featuring special promotions during the Tour

Studios:

Elizabeth Sterns  
Margrethe Ahlschwede  
Ronda Bieber  
Sheila Green  
Vicky Skuodas  
Kris Vierra

Shops:

Cosmic Cow  
Calico House  
Sew Creative

Tickets on sale at April and May Guild meetings  
And at the door of each studio during tour

Additional quilt studio info:

Tickets will be on sale at the May Guild meeting at the Programs Table. Tickets will also be available at each studio on the day of the Tour, but we urge you to buy your tickets early so we can let each studio artist know about how many visitors to expect on Tour day

- Tickets are \$5 and proceeds benefit LQG programs
- With the exception of Margrethe's studio, all other studios are accessed via stairs
- Carpool if at all possible. All of the studios are located in neighborhoods, and parking is not abundant
- In most cases, the only room in the artist's home that will be open for touring is the studio. Please be kind and respect the artist's family's privacy
- The Tour occurs just before QuiltFest; most studios will have raffle tickets for sale and/or items related to QuiltFest on display.
- Volunteers are needed to help with the studio tour; please contact Mary Sedlak to volunteer

Thank you for your support of the Lincoln Quilters Guild

## STUDIO TOURS Hostesses (in their own words)

### **Elizabeth Sterns**

My studio has moved about the house. Then again my house has changed since I moved in so I guess change is normal. Now my studio lives in two small rooms on my second floor. One room I call "the studio." This room has a design wall, my machine, cutting table as well as housing my home law office. The second room that is across the hall, has been named by my brother Pat and houses my fabric, is the "Inventory Room." I'd like to disagree with him, but I can't, that's what it really is. It also houses the loft bed for my younger guests. (There's no way I can get up there.) But I love it, and it too changes every 8-10 months when I get in a real cleaning/organizing mode. (Translates into "help, I can't find anything!")

### **Margrethe Ahlschwede**

The room at the back of the house could be a bedroom, but it's the quilt room. Projects spill over the house and just for the tour include Quilts of Valor. However, this space holds the tools for doing writing and quilting—tables, shelves, computer, sewing machines, steam iron, books and journals, pins, pens, a notebook of ideas, and a closet of shelves tumbled with fabric. A narrow flannel board, a bulletin board pinned with fabric swatches and ends of binding and a TV for when I sew quarter-inch seams with one eye and watch NU sports with the other. Outside the east windows Bill's garden wakens—a terrace of tulips and daffodils and soon marigolds, purple sage, and Bright Lights Cosmos. Imagination. Refuge.

### **Ronda Bieber**

In 2001 I moved my sewing room from a 12x10 ft. extra bedroom upstairs to the utility side of the basement. Staying in this area for 2 years, realizing this area was too utilitarian I pulled rank on my husband and took over the other side of the basement, which was HIS office/computer area. I gradually began setting up things in the new space. My main focus was to have an area that would fit in a 14'x14' space, having areas for rotary cutting, sewing, ironing, design wall and easy access to fabric sash. By doing it gradually I could see what worked for me, making adjustment along the way like adding track lighting in needed areas, limiting horizontal surfaces that just attract clutter. By concentrating on the 14x14 ft. idea, everything I need is within easy reach and can be adapted to a future downsize home if needed.

### **Sheila Green**

### **Home of Sheila and Ken Green**

Guests will be greeted on the front porch by Uncle Sam and a display of Quilts of Valor. The foyer and second floor rails overlooking the living room will showcase Modern Quilts. Quilts from travels (Paris, Africa, India, Egypt, etc.) will fill the living room. The loft will have quilts made by Ken Green. Discover Nebraska and Habitat for Humanity quilts may be viewed in the master bedroom. The doll room will have a display of doll quilts and beds. The Studio with a will feature Art Quilts, a mid arm Bernina 750, design wall, fabric stash and children's hide out! Don't miss refreshments in the dining room and the Lincoln Quilters Guild raffle quilt, "My Heart is Home!" Come and see over 60 quilts!

### **Vicki Skuodas**

After making the decision to move to Lincoln, George and I knew that we needed more space for our hobbies. When George saw the pictures of this home, he knew it had to be ours! He got the ultimate man-cave, and I had a space to host all of my fabric! Though his room is bigger, mine is awesome! I have room for my new Tin Lizzy, and all of the rest of my stuff! As you view my quilting studio, you will see that I love both old and new. I have combined the best of both worlds!

### **Kris Vierra**

My studio is designed around my longarm. Because of its size, space is at a premium, so I really enjoy modular storage. This also helps me to organize quilts that are waiting and that have yet to be picked up. I also have had to be organized with thread storage and have come up with unique solutions.

## Lincoln Quiltfest 2014: *Colors from the Prairie*

July 10-12, 2014

St. Mark's United Methodist Church

Go to [www.LincolnQuiltersGuild.org](http://www.LincolnQuiltersGuild.org) for all the information and updates!

Steering Committee: Carolyn Garner, Sheila Green, Pam Rowland, Meylonie Schatz, Mary Swinton and Lynne Weinhold

### Sign up to Volunteer!

Our master signup sheet is ready for your "autograph." **289** volunteers are needed! Help is needed prior to the show (quilt drop-off and quilt hanging), during the show (white glove, admissions, Attic Treasures, Kids at Quiltfest, Raffle Quilt ticket sales, auction) and after the show for quilt take down! Please consider signing up for more than one shift! Anyone can help as we have sitting down and standing jobs. Just let us know where you can help. When you help, you're entitled to free admission at the show that day, or a "coupon" will be issued for a day of your choice if you help before or after the show hours. Contact Carolyn Garner to see how you can help! 402-464-7923 or [cargarner@gmail.com](mailto:cargarner@gmail.com)

### Quilt Drop-off

Tuesday, July 8 from 7:30 am until 7:00 pm is the day for delivering quilts to St. Mark's Church at 84th and Pioneers Blvd.

Go to south side of church building (on Pioneers Blvd.), east end. A sign will be posted near the door to indicate where to enter the building.

If you are not personally able to deliver your entries, please make arrangements for someone to do so during the quilt delivery period.

In the event that you cannot pick up your quilts at the end of the show, you can arrange for someone else to pick up your quilts. You must communicate those arrangements to the quilt check-in personnel by giving them a signed permission note with the name of the person who will pick up your quilts. If the signed permission note is not provided when you check in your quilts on July 8, your quilts will not be released to anyone other than yourself after the show. Questions? Contact Judy Lane at [judith-blane@yahoo.com](mailto:judith-blane@yahoo.com) or Christina Chapman at [cchapman@bkd.com](mailto:cchapman@bkd.com)

### Raffle Quilt

We all need to support our guild by purchasing Raffle Tickets for "My Heart is Home" quilt. Just \$10 for a book of 10 tickets. Individual tickets will also be sold at the guild meetings. We all enjoy LQG's excellent programs and supporting our outreach projects.

As of this writing, we have sold 2,050 tickets (2,949 available to be sold). If you have a place for the quilt to be displayed and tickets sold, call Quilt Mom Pam Rowland 402-261-3193

### Quilt Displays

We are looking for a few good men to display their quilts at Quiltfest! LQG currently has 8 male members! Please help us persuade our men to display their quilts! Do you have a grandchild or special young friend that you're teaching how to quilt? We will showcase Intergenerational Quilts (you and your child, grandchild or neighbor with a majority of the work done by the child). We are looking for quilts of all shapes and sizes, including 3-D items, quilts and *Tradition*

*with a Twist* Challenge Quilts! If you took the LQG class in March from Jacquie Gering, we expect your MODERN quilt to be in the exhibition!!! We know you won't disappoint our guests! There will be no CD available of the show quilts this year, so bring your camera to take photos! Lorelee Novak will have the quilt registration forms. We prefer that you enter your quilt online at [www.LincolnQuiltersGuild.org](http://www.LincolnQuiltersGuild.org)

### Tradition with a Twist Challenge

Take a traditional quilt block and make it your own! Use the quilt show name, "Colors from the Prairie" as an inspiration! Embellish as you like! The maximum size is 16" x 20". One entry is allowed per person. Challenge quilts are separate from show quilts and will not count against the number of show quilts allowed. Registration, drop-off and pick up is also separate from show quilts. Pick up your registration form at the May meeting or download from the LQG website. We have a "celebrity" judge who will judge the quilts based on use of theme, color, eye-appeal, not necessarily on workmanship. Hanging sleeves optional. Questions? call Gloria Smith at 402-489-0062 or Pam Wakeman at 402-826-2944 (Crete) or email at [cv44355@windstream.net](mailto:cv44355@windstream.net)

### Vendor Mall

Our Vendor Mall is filling! As of the April meeting, we have just 4 spaces remaining. It will be spacious and well lit! If you know of a business who may like to be a vendor, contact Joan Yoder or Sheila Green and we will send them the vendor application. There will be a variety of booth sizes and prices, all in a prime location for great sales!

Here's the list of vendors so far:

Among Friends, Topeka, KS  
Calico Cottage, Hastings NE 2050  
Hudson Bowls, Seward NE  
Just Sew, Wayne NE  
Just Wright Sharpening, Lincoln NE Bring your scissors (including pinking) and knives to the show to be sharpened!  
More Sew for You, Omaha, NE  
Quilts & Textile Collections, Overland Park KS  
Quilt Cabin, Colby, KS  
Sew Be It, Hebron NE  
Sew Long Ago, Papillion NE  
Tanzanian Treasures, Omaha, NE

### Attic Treasures

This is the time to bring your gently used treasures for Quiltfest! Quiltfest guests will be able to purchase the pre-priced treasures and take them home right away! New items will be added as the show progresses. All sorts of quilting, sewing and needlework related items are wanted: fabric, finished and unfinished projects, kits, quilt blocks, small quilts, pillows, books, patterns, quilting and/or sewing notions, lights, magnifiers, yarn, quilt related decor OR, other items quilters would like: candy, tea/coffee, bed or bath items (lotion, shower gel, etc.). No magazines, please. Pat Gormley 402-423-1467 and Phyllis Higley 402-486-3901



Quilt Registration *Lincoln Quiltfest 2014: Colors from the Prairie*

July 10-12, 2014 St. Mark's United Methodist, 84th & Pioneers

***"Tradition with a Twist" Challenge***

Take a traditional quilt block and make it your own! Use the quilt show name, "Colors from the Prairie" as an inspiration! Embellish as you like! The maximum size is 16" x 20". One entry is allowed per person and one entry is allowed per group (more than one person). Challenge quilts are separate from show quilts and will not count against the number of show quilts allowed. Registration, drop off and pick up is also separate from show quilts. We have a "celebrity" judge who will judge all the challenge quilts based on use of theme, color, eye-appeal, not necessarily on workmanship. Hanging sleeves optional.

Quilt Drop Off will be Wednesday, July 9, 7:30 am to 8:00 pm at St. Marks United Methodist Church. Please submit this registration form by July 1, 2014. (See information below.)

Questions? call Pam Wakeman at 402-826-2944 (Crete) or email at [cv44355@windstream.net](mailto:cv44355@windstream.net) or Gloria Smith at 402-489-0062 or email at [windyourbobbin@hotmail.com](mailto:windyourbobbin@hotmail.com)

-----  
NAME of Guild Member(s) \_\_\_\_\_

Email \_\_\_\_\_ Home Phone \_\_\_\_\_ Cell Phone \_\_\_\_\_

Title of Item \_\_\_\_\_

Person who will pick up the quilt, if other than the maker(s) \_\_\_\_\_

**WHAT WAS YOUR INSPIRATION FOR THE QUILT?**

\_\_\_\_\_  
\_\_\_\_\_  
\_\_\_\_\_

By my signature below,

- \* I agree to abide by all rules and conditions.
- \* I understand and acknowledge that Lincoln Quilters Guild nor St. Mark's United Methodist Church insures this entry and are not responsible if it is lost, stolen, or damaged.
- \* I understand that if I desire to have this item insured, it will be my responsibility to insure it.
- \* My entry(s) will be clean, smoke, and odor free.
- \* A label will be permanently attached to my entry.
- \* By entering this item in this quilt show, I give permission for photos to be taken of my entry,

I authorize the Lincoln Quilters Guild to use a photographic image of my quilt and the registration information as stated above, as an identifier of this quilt on their website or any public venue.

SIGNATURE \_\_\_\_\_ Date \_\_\_\_\_

**Registration Due: July 1, 2014**

**Fill out this form and bring to the May LQG meeting or mail to:  
Pam Wakeman, 760 Franklin Dr., Crete, NE, 68333**

## Quilt Registration Information

### *Lincoln Quiltfest 2014: Colors from the Prairie*

July 10-12, 2014 St. Mark's United Methodist, 84th & Pioneers

All members of Lincoln Quilters Guild are encouraged to consider exhibiting quilts in the 2014 show. The following guidelines will help members plan their entries and help Quiltfest volunteers with the proper display and return of items.

#### **Please read carefully before completing registration form(s)!**

- Exhibitors must be members of Lincoln Quilters Guild unless exhibiting by invitation of the Quiltfest Steering Committee.
- Items must not have previously been shown in an LQG quilt show unless by invitation of the Quiltfest Steering Committee.
- "Tradition With a Twist" Challenge quilts are not included with this registration process.

Show categories are:

**General** – Three items will be allowed per member.

This includes bed quilts (crib to king), wall hangings, throws, miniatures, table runners, art quilts, 3-D items (garment, purse, journal, etc.) or one Series of quilts (up to four items - counts as one entry).

**Intergenerational Quilts** - Limit of one per child; quilt project made mainly by the child with help of LQG member.

**Young Artist** – Quilts made by LPS Bryan Focus School students.

- A **separate** registration form must be completed for **each entry**.
- All entries must be finished projects; hanging sleeves are not necessary.
- All entries must be clean, smoke and odor free.
- A label with the entrant's name and the name of the piece must be permanently attached to each quilt.
- If insurance is desired, it will be the responsibility of the exhibitor to obtain it.
- Items entered in the quilt show may be photographed as video and flash cameras are allowed at the quilt show. Images may be used by LQG for their website, and Facebook
- All quilts must remain on display for the duration of the show. Quilts will not be released until the entire show has been taken down. Detailed instructions for pick-up will be given at quilt drop off.
- Registration will be done online. If you do not have online access, contact the registrar at 402-423-3863 or at the Quilt Show table during Guild meetings.
- All items to be displayed in the 2014 quilt show should be delivered to St. Mark's United Methodist Church, 84th & Pioneers on Tuesday, July 8, 7:30 am to 7:00 pm.

**REGISTRATION DEADLINE FOR ENTRIES is July 1, 2014!**

**Questions? Contact Lorelee Novak 402-423-3863**

**Register quilts at [www.lincolnquiltersguild.org](http://www.lincolnquiltersguild.org)**

Quilt Registration *Lincoln Quiltfest 2014: Colors from the Prairie*

July 10-12, 2014 St. Mark's United Methodist, 84th & Pioneers

**Please read the Quilt Entry Guidelines before completing this form.**

**A separate entry form must be completed for each item.**

**Limit of three entries per member + intergenerational entry(s)**

(Challenge Quilts do NOT use this entry form)

**NAME** of Guild Member(s) \_\_\_\_\_  
Email \_\_\_\_\_ Home Phone \_\_\_\_\_ Cell Phone \_\_\_\_\_  
Title of Item \_\_\_\_\_  
Owner of Item (if other than maker) \_\_\_\_\_ Quilted by (if other than maker) \_\_\_\_\_  
Pattern Source: Book /Magazine used \_\_\_\_\_ or Original Design \_\_\_\_\_  
**\* Item must not have been shown in a previous Lincoln Quilters Guild show.**

**CATEGORY** (please check one)

1. General (circle one of the following) Dimensions: **W** \_\_\_\_\_ x **L** \_\_\_\_\_  
**Single quilt** OR **Series** (up to 4 piece series counts as 1 entry) (across the top) (down the side)  
**3-D item** (describe--jacket, journal, purse, etc.) \_\_\_\_\_
2. Intergenerational Quilt (limit 1 per child-most work done by child with help of LQG member)  
Child's Name \_\_\_\_\_ Age \_\_\_\_\_
3. Young Artist

**TECHNIQUE** (Please check all that apply)

- Hand pieced  Hand appliqued  Hand quilted  
 Machine pieced  Machine appliqued  Machine quilted  
 Other techniques \_\_\_\_\_

**DESCRIPTION:** Write a short description (40 words or less) of your quilt. Tell us your quilt's story!

---

---

---

Every attempt will be made to display all quilts submitted for the show; however, in the event of a space shortage, LQG reserves the right to make the final decision on the number of quilts per person that are displayed.

By my signature below,

- I agree to abide by all rules and conditions as stated in the registration instructions.
- I understand and acknowledge that Lincoln Quilters Guild nor St. Mark's United Methodist Church insures this entry and are not responsible if it is lost, stolen, or damaged.
- I understand that if I desire to have this item insured, it will be my responsibility to insure it.
- My entry(s) will be clean, smoke, and odor free.
- A label will be permanently attached to each entry.

By entering this item in this quilt show, I give permission for photos to be taken of my entry. I authorize the Lincoln Quilters Guild to use a photographic image of my quilt and the registration information as stated above, as an identifier of this quilt on their website or any public venue.

Emailing this entry serves as my electronic signature on this form.

**SIGNATURE** \_\_\_\_\_ **Date** \_\_\_\_\_

**General Quilt Registration Due: July 1, 2014**

**Online Registrations preferred at [www.lincolnquiltersguild.org](http://www.lincolnquiltersguild.org)**



Lincoln Quilters Guild  
P.O. Box 6861  
Lincoln, NE 68506

## 2014 LQG Officers

<b>President –</b>	<i>Linda Daiker</i>
<b>Vice President –</b>	Sara Kenny & Mary Sedlak
Secretary -	Wilma Daddario
<b>Treasurer –</b>	<i>Marsha Conley</i>
<b>President-elect –</b>	Kathy Spitsen
<b>Vice President-elect –</b>	<i>Barb Brown &amp; Joyce Pope</i>
<b>Treasurer-elect –</b>	Carolyn McCall
<b>Advisor –</b>	<i>Sandy Anderson</i>

Thank you to our advertisers  
who help support  
this newsletter publication.  
Let your talents be known here.

### MIDDLE SISTER QUILTING

by BARB FREY

Stitch-regulated Gammill longarm  
Quick turn around--reasonably priced  
10+ years experience

Contact me for more info:

402-466-9392

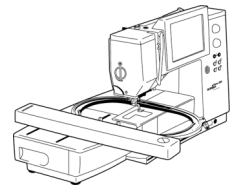
[frey.barb@yahoo.com](mailto:frey.barb@yahoo.com)

PAID ADVERTISEMENT



### BERNINA<sup>+</sup> Sewing Studio

- Bernina Sewing and Embroidery Machines and Sergers
- BSR – Bernina Stitch Regulator
- Horn Sewing Cabinets
- Machine Repair



**BERNINA<sup>+</sup>**  
Nothing Sews Like a Bernina. Nothing.

1265 S. Cotner Blvd, # 27 • Lincoln, NE 68510

402-423-3108

Check our website for our latest class offerings: [www.berminabuzz.com](http://www.berminabuzz.com)

PAID ADVERTISEMENT