



Volume 40, Number 10

September 2013



Marsha McCloskey Feathered Star Quilts September 9, 2013

The Feathered Star is among the best loved and most prized designs in American patchwork. This lecture is a collection of slides and historical information collected by Marsha McCloskey, who has made the design her specialty. Her books on the subject include *Feathered Star Quilts*, *Feathered Star Quilt Blocks I: Ten Favorite Le Moyne-Based Stars*, and *Feathered Star Quilt Blocks II: The Best of the Grid-Based Stars*.

Marsha McCloskey Feathered Star Sampler Class: Monday and Tuesday, September 9th and 10th, 2013 Two day class fee: \$70

Marsha's two-day Feathered Star Sampler workshop gives ample time to:

- explore the different types of Feathered Stars
 - learn bias-strip piecing to make the 2-triangle Feather Squares
 - do a little drafting to learn their structure
 - and focus on the precise cutting and piecing
- Each person will choose which block they want to make. Feathered Stars aren't particularly difficult, they just have a lot of pieces and take some time. The results are well worth the effort. Most participants in Marsha's two-day workshop can complete a block during class. There is a lot to learn and some quilters prefer to finish the piecing at home. However you choose to use your time in the workshop, Marsha is committed to teaching you skills and techniques that will help you in your work as a quilter.

SUPPLY LIST FOR STUDENTS:

- Rotary cutter with new blade, cutting mat, and rulers. BRING WHAT YOU HAVE. Recommended rulers are the Feathered Star Ruler, 8" Bias Square™ cutting ruler from Martingale, the Omnigrid 6"x 24" ruler, 3"x 18" ruler and a 12" or 15" square. Some cutting rulers will be available for purchase in class.
- Fabric: at least 1/2 yard each of a light, a medium and a dark -- prints or solids -- bring a wider selection if you like.
- 18" C-THRU drawing ruler(B-85)*, sharp pencil, eraser, colored pencils, compass. Large sheets of 1/8" graph paper will be available in class for 25¢- each student will need two sheets.
- Small zip-lock bags.
- Sewing machine and normal sewing supplies.
- Travel iron and ironing mat.

September 9 and 10, 2013 Class Registration

Offering: Marsha McCloskey teaching Feathered Star Sampler

Marsha's website: www.marshamccloskey.com

Date/Time/Cost: Monday and Tuesday, September 9th and 10th, 2013
9:00-4:00 pm each day
\$70 per person

Location: College View Seventh-day Adventist Church, 49th & Prescott Ave.
Come in door number 2 on the south ground level

Your name: _____

Your address: _____

Your phone #: Daytime _____ Night _____ Email: _____

Send check payable to LQG. (If you don't have email, include a business sized self-addressed envelope)

Vicky Skuodas, 431 E 11th St * Crete, NE 68333 * (402) 826-5008 * gs20937@windstream.net

When you send your registration and check, please make check out for the amount of the class only.

**OFFICIAL PUBLICATION
OF THE
LINCOLN QUILTERS GUILD
LINCOLN, NEBRASKA**

Published nine months of the year:
March, April, May, June, July, August,
September, October, and November.

Editor and Layout:

Lorelee Novak

Circulation: Carol Curtis

The deadline to submit articles and
ads for inclusion in the *Plain Print* is
the Wednesday following the Guild
meeting.

**October 2013
newsletter deadline:
September 11,
2013**

ADVERTISING

Business Ad Rates:

A 3½" x 2" sized ad is \$25 for the first
month and \$20 per month for
subsequent months.

A 3½" x 4" sized ad is \$40 for the first
month and \$35 per month for
subsequent months.

Ads must be camera-ready.

Classified Ad Rates:

Any individual may place a classified
quilt-related ad in the "*Quilters'
Exchange*" at a cost of \$10.00 for 30
words. Send exact text for ads.
Send articles and ads with payment
(payable to "Lincoln Quilters
Guild") to:

Lorelee Novak
2510 Jameson N
Lincoln, NE 68512
Email: rjljn@aol.com

**Lincoln Quilters Guild
Quilting since 1973**

Meeting the *second Monday*
of the month

2012 September—November

2013 March—November

**Gathering at 6:30 p.m.
Program & Meeting
at 7:00 p.m.**

College View Seventh-Day
Adventist Church
4015 S 49th Street
Lincoln, Nebraska

*On the Internet at
www.lincolnquiltersguild.org*



President's Message

It is September, school has started, football games and tailgating are getting underway. Soon it will be time to say good-bye to our gardens. My garden fizzled out long ago. Thanks to the rabbits and squirrels, I did not get even one tomato from my four tomato plants. The little critters also ate the blossoms from my gourd vines. Now I don't want you to think my Huskies are wimps, but they are. A squirrel or a rabbit is safe in our yard. All the little critter has to do is look at the dogs and

Dixie and Shilo high tail it to the door whining to get in.

But nothing has gotten into my stash of fabric or finished any of my UFOs. That is OK I will have plenty to do when cold weather comes to visit this winter. I love fall with all the trees showing their beautiful colored leaves. That really gets me in the mood to play with color and start sewing.

Enjoy each season of the year and keep those machines stitching away.

Sandy Anderson

Small Groups

Anyone is welcome to attend these groups.



Day Groups

Piecemakers

The Piecemakers small group meets at Bernina Sewing Studio at 1501 Pine Lake Road, Suite 12. We meet on the fourth Thursday of each month except November and December. For more information: *Willa Smith* 402- 420-2422. Please leave a message and I will return your call. Or email me: rswd660@inebraska.com

Ladies of the Lodge

The Grand Lodge at the Preserve

80th & Pioneers Blvd. • 1:00pm, 3rd WEDNESDAY of the month. Enter North door and take the elevator to the 4th floor lounge. For more information, call Nancy Simmons 423-4947.

Cuddle Quilt Workshops

College View Seventh Day Adventist Church Resource Room

4108 Prescott Ave. • 9 am-2 pm • 1st Friday of the month.

Vicky Skuodas, co-chair

person. Join us in planning our Cuddle Quilts and also to pick up kits to work on during the month.

Quilts of Valor

We now have THREE meeting places and sew-ins each month! They are:

1st Sunday: Hancock's, 12:30 to 4:00pm

2nd Friday: Quilted Kitty, 10:00am to 5:00pm

3rd Saturday: IQSC, 10:00 - 2:00pm

If you have questions, contact us at:

Julia.Schroeder@govf.org

Sara.Kenny@govf.org

Evening Groups

The Northeast Lincoln Sew-and-Sews

Meets the 3rd Monday from 6:00-8:00 pm at the Anderson Branch Library, 3635 Touzalin Ave. For more information, contact Kim Shelley at 467-4266.

September Holders and Folders

Margie Propp

Joan Yoder

Mary Jane Kermmoade

Janiece Goin

September Greeter

Mary Sedlak

Minutes of the Lincoln Quilters Guild - August 12, 2013 College View Seventh-Day Adventist Church - Lincoln, Nebraska

President Sandy Anderson called the meeting to order at 7 PM with a welcome. She reminded everyone to silence cell phones. Photos may be taken during this speaker's presentation. Vice-President Vicky Skuodas introduced quiltmaker and teacher Suzanne Earnest and her Trunk Show.

The business meeting convened at 8:05 PM. There being no additions or corrections, the Minutes of the July 2013 meeting were approved as printed in *Plain Print*, and the July 2013 Treasurer's report was remanded for audit.

Old Business: None.

New Business: None.

Announcements. Sandy Anderson reminded committee chairs that reports are due in November, or as soon as possible thereafter. They should be short, include discussion of things that worked and didn't work, and be emailed to Sandy. She also asked that everyone with a church key let her, Vicky, or Linda know so there is a key count. The *Plain Print* deadline is Wednesday, August 13. Send information to Lorelee Novak.

Elizabeth Sterns talked about Young Quilt Artists - Bryan Learning Community at Hawthorne, which is beginning its seventh year as a guild service project. Each quarter 12-17 student parents participate. The students have exhibited in three LQG shows, three shows at the Bernina Sewing Center, and a show last year at the school. Numerous community and LQG members participate in the activity by donating time, services, and/or materials.

Vicky Skoudas announced upcoming speakers and workshops. Marsha McClosky teaches a two day Feathered Star class on September 9-10. Lora Rocke offers an embellishment technique class on October 14. See Vicky to register for either class.

President-elect Linda Daiker made the following announcements:

Thank you notes were received from the recipient of a lap quilt while at Nebraska Heart Hospital, from the family of a child who received a cuddle quilt, and from last month's speaker, Sue Reich.

Fall Quilt Retreat will be October 24-27. Registration is \$135 for Thursday-

Sunday or \$104 for Friday-Sunday. Information and a registration form are on the LQG website. Registrations must be postmarked on or after September 1.

Holders and folders are needed for upcoming meetings.

The Nebraska City Heritage Needlework Guild's 30th birthday show will be held September 20-27 at Bethel United Methodist Church.

The Child Advocacy Center, which works with sexually abused children, is opening satellite offices in York and Nebraska City and needs wall hangings to decorate the offices. See Lynn Ayers or Chris Taylor.

Seven visitors were welcomed Pam Wakeman reported that 95 red, white, and blue Mock Log Cabin friendship blocks were donated tonight for Quilts of Valor, and additional blocks were donated directly to QOV last month. Fifty blocks were submitted for the drawing. Sets of 10 blocks were won by Linda Daiker, Kath Phillip, and Kay Hoff; two sets were won by Joan Ogle. The next friendship block exchange features a Scrappy Spool design that will be published in *Plain Print*. Information about the 2014 Quilt Show challenge activity can be found at the friendship block table.

Quilt mom Pam Rowland announced that the 2014 raffle quilt won two ribbons and an \$11 premium at the Lancaster County Fair. Pam will have raffle tickets at every monthly guild meeting. The quilt show raises 25-30% of the guild's program budget, so everyone's support is needed to make it successful. Contact Pam if you can take the quilt to another guild for ticket sales, or if you need more tickets.

Kathy Spitzen conducted the Mini-Raffle, with proceeds of \$110 going to Quilts of Valor. A scarf donated by DeEtte Turgeon was won by Megan Patent-Nygren. Megan also won a three-pocket envelope bag, pattern, pin cushion, and charm pack donated by Judy Dahlgren. A small hand-quilted pink and brown quilt made by Vicky Skoudas was won by Sandy Hanson. LaDonna Pankoke won a goody bag (pattern, book, pins, and fabric) donated by Sharon Minear. Donna Welte, Carol Curtis, Donna Jensen, and Kris

Vierra are signed up to bring items for the September Mini-Raffle.

Christina Chapman announced that the deadline for award nominations is September 1. Forms, which are available at the door, should be returned to Sandy Anderson or sent to the guild post office box. The Awards committee consists of Ginny Harvey, Margrethe Ahlschwede, Barb Brown, and Christina.

Lois Wilson invited everyone to the 6th Annual Harmonics exhibition at the Bernina Sewing Center, including an opening event the evening of Tuesday, August 13.

Sheila Green and Jean Ang made a presentation about the Discover Nebraska service project, which supplements the social studies curriculum for 4th grade students. It began in fall 2001 and since then has reached more than 24,000 students and staff. A workshop to prepare materials will be held in September. The activity needs volunteers who love 4th graders and history. Currently there are 22 volunteers, including five lead presenters. Volunteers set their own schedule. Up to seven are needed on any presentation day. Last year volunteers made 119 classroom presentations to approximately 3,000 students.

Sandy noted that information about scholarships was prematurely published in *Plain Print* as that activity takes place later in the year.

There being no other business, the meeting adjourned to Show and Tell at 8:35 PM.

Minutes submitted by Barbara Caron, LQG Secretary



Don't throw out those used dryer sheets!! They can be used to clean grime (especially fusible web) off a hot iron, to pick up fuzz and thread from a cutting mat or clean your machine or table of tape residue. Some people even use them as a foundation for string piecing!

LQG Treasurer Report - July 2013

Beginning Cash Balance 6/30/13 \$ 36,513.70

RECEIPTS

Checking Interest	\$	0.50
Membership	\$	40.00
Mini Raffle	\$	83.50
Programs and Classes	\$	350.00
TOTAL RECEIPTS	\$	474.00

DISBURSEMENTS

1. Operations Expenses

Administration	\$	21.39
Insurance and Bonding	\$	30.41
Meeting Room Rent	\$	175.00
Resource Room Rent	\$	25.00
Newsletter Printing and Postage		250.63

2. Educational Services

Programs and Classes	\$	1,380.03
Quilt Show 2014	\$	324.63
TOTAL DISBURSEMENTS	\$	2,207.09

NET CASH IN/(OUT) **\$ (1,733.09)**

Ending Cash Balance 7/31/13 \$ 34,780.61

Current Checking Balance \$ 9,624.06

Current CD Value (next maturation date 11/4/2013) \$ 25,156.55

Total Cash 7/31/13 **\$ 34,780.61**

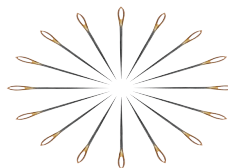
Membership Dues

With the change of our guild year, annual dues are payable beginning in September. Annual Membership is \$15.00 for members over the age 65 and \$25.00 for members under the age of 65. I will be at the membership table at the September meeting.

Dues can also be mailed to me at :
5209 South 62nd, 68516.

Call or email me with questions,
402-499-1858, or jesels52@gmail.com.
Thanks.

Joni Sauter, LQG Membership Chair



**International Quilt Study
Center & Museum**

Upcoming Events:

Men and the Art of Quiltmaking

Quiltmaker, author and musician Joe Cunningham will present, "Men and the Art of Quiltmaking" on **Sept. 6** at the International Quilt Study Center & Museum.

The free program begins at 5:30 p.m. and features Cunningham's humor, quilts and music. He will give a general history of the ways men have been involved in quiltmaking over the past 200 years. Admission to Quilt House is free from 4:30-7 p.m. as part of Lincoln's First Friday Artwalk. The program is being held in conjunction with the IQSCM exhibition, "The Engineer Who Could: Ernest Haight's Half Century of Quiltmaking."

Smithsonian Magazine's Museum Day Live

The International Quilt Study Center & Museum will offer a day of free admission and activities as part of Smithsonian's Museum Day Live! on Sept. 28, 2013. To get free admission, print a ticket from Smithsonian's website at www.smithsonianmag.com/museumday. One ticket will admit two people.

Activities scheduled for the day include:

- Docent-guided tours of the galleries at 11 a.m. and 2 p.m.;
- Demonstration of quiltmaking from 10:30 a.m. to 3:30 p.m. by Quilt-N, a UNL community quilt group;
- A showcase of quilts from IQSCM's dedicated volunteer corps;
- Activities for children, including gallery scavenger hunts, worksheets and coloring pages.

For more information about exhibitions available for viewing during the day, visit www.quiltstudy.org.

September Activities

September 6: First Friday, 4:30-7 p.m.. Join us for free admission, self-guided gallery tours and activities for children as part of the First Friday festivities. See article above for more information.

September 22: Book Club, 1:15 pm. At International Quilt Study Center & Museum. Discuss "When the Soul Mends" (Book Three in the Sisters of the Quilt trilogy) by Cindy Woodsmall. Free with admission.

September 24: Tuesday Talk, 12 p.m., International Quilt Study Center & Museum. Michael James, studio quilt artist and chairman of UNL's Textiles, Merchandising & Fashion Design Department will present. Free with admission. Visit www.quiltstudy.org for more information.

September 28: Smithsonian Magazine's Museum Day Live, 10 a.m. - 4 p.m., International Quilt Study Center & Museum, 1523 N. 33rd St., Join us for free admission to our galleries and fun activities for the whole family.

The contact information for both Julia and Sara has changed to their QOVF email addresses. The addresses are:



Julia.Schroeder@govf.org
Sara.Kenny@govf.org

We now have THREE meeting places and sew-ins each month! Whoohoo. They are:

1st Sunday: Hancock's, 12:30 to 4:00pm
2nd Friday: Quilted Kitty, 10:00am to 5:00pm
3rd Saturday: IQSC, 10:00 - 2:00pm

We are in need of patriotic pillowcases. We have been blessed with quite a few of the Moda Just One Star quilts coming back to us (thank you, Guild members!!!) and have used up our inventory of "extra" pillowcases for those. Accordingly, we are in need of more and would welcome patriotic pillowcases from Guild members.

Finally, we are also still in need of longarm quilting assistance. We will provide the quilt top, backing and batting for the longarmer. Thanks again for your support!

Julia and Sara

Bright idea!

As binding comes off the end of ironing board as it is pressed in half, let it drop into a plastic bucket. When quilt is ready for the binding, set the bucket on the floor between your feet as you sit at the machine. Bring the end of the binding between your knees and stitch to the quilt. The binding has not been handled or twisted. If the binding is not used immediately, the bucket can be set aside untouched until it's ready for the quilt!



New Quilt Books at Lincoln City Libraries

The following items have recently been acquired by Lincoln City Libraries. Requests are free of charge. To request one or more items from the list below, call the Circulation Department at 402-441-8530, contact or visit your favorite Lincoln City Libraries' branch, or visit the library online at www.lincolnlibraries.org.

- Learn To Sew Easy Curves* by Jennifer Eskridge (2013).
- Liberty Love: 25 Projects to Quilt & Sew Featuring Liberty of London Fabrics* by Alexia Marcelle Abegg (2013).
- Love Patchwork: Simple Projects & Ideas for Colorful Quilts, Cute Fashions, Fresh Home Style, & Quick Gifts* by Future Publishing (2013).
- Modern Baby: Easy, Fresh and Fun Quilt Designs* by That Patchwork Place, Inc. (2013).
- Pillow Pop: 25 Quick-Sew Projects to Brighten Your Space* by Heather Bostic (c2013).
- A Quilting Life: Creating a Handmade Home – 19 Projects* by Sherri McConnell (c2013).
- Quilting on the Go: English Paper-piecing Projects You Can Take Anywhere* by Jessica Alexandrakis (2013).
- Quilts from Sweet Jane: Easy Quilt Patterns Using Precuts* by Sue Pfau (2013).
- Radiant Landscapes: Transform Tiled Colors & Textures Into Dramatic Quilts* by Gloria Loughman (2013).
- Scrap-Basket Beauties: Quilting with Scraps, Strips, and Jelly Rolls* by Kim Brackett (2013).
- Scrap Quilts Fit for a Queen: Or a King, Twin, or Lap!* by Sally Schneider (c2013).
- Scraptherapy Scraps Plus One!: New Patterns to Quilt Through Your Stash with Ease* by Joan Ford (2013).
- Seamingly Scrappy: Get the Look You Love with Fat Quarters and Precuts* by Rebecca Silbaugh (c2013).
- Simply Retro with Camille Roskelley: Fresh Quilts from Classic Blocks – Use Precut Jelly Rolls, Charm Packs, Fat Quarters & More* by Camille Roskelley (2013).
- 'Tis the Autumn Season: Fall Quilts and Decorating Projects* by Shelley Wicks & Jeanne Large (2013).
- Triple-play Scrap Quilting: Planned, Coordinated, and Make-Do Styles* by Nancy Allen (2013).
- Tula Pink's City Sampler: 100 Modern Quilt Blocks* by Tula Pink (c2013).

October 15, 2013 Class Registration

Offering: *Lora Rocke* teaching Material Adjustments

Lora's website: www.lorarockequilts.com

Date/Time/Cost: **Tuesday, October 15, 2013**

9:00-noon

\$30 per person plus \$5 kit fee

Location: College View Seventh-day Adventist Church, 49th & Prescott Ave.

Come in door number 2 on the south ground level

Your name: _____

Your address: _____

Your phone #: Daytime _____ Night _____

Email: _____

Send check payable to LQG. (If you don't have email, include a business sized self-addressed envelope)

Vicky Skuodas, 431 E 11th St * Crete, NE 68333 * (402) 826-5008 * gs20937@windstream.net

When you send your registration and check, please make check out for the amount of the class only.

Lincoln Quiltfest 2014: Colors from the Prairie

What/when/where?

Quilt show
July 10-12, 2014
St. Mark's United Methodist Church

Go to www.LincolnQuiltersGuild.org for all the information and updates!

Steering Committee: Carolyn Garner, Sheila Green, Pam Rowland, Meylonie Schatz, Mary Swinton and Lynne Weinhold

Why a quilt show?

The "Purpose of LQG is to educate, learn, preserve and share information about quilting, past and present." Having a quilt show helps fulfill our purpose and to maintain our 501 c-3 tax exempt status.

The income from our biennial quilt shows provides **25-35%** of the revenue needed to meet the LQG budget! The cost of programs has increased and the total membership revenue has decreased (as almost half of our current 322 members

pay the reduced rate of \$15 per year). Proceeds are used for funding our speakers and workshop teachers, education and outreach projects such as Discover Nebraska. Cuddle Quilts, Quilts of Valor, Young Quilt Artist Project, the LQG library, scholarship, State and County Fair awards, etc.

Let's maintain the quality and quantity of our educational and outreach programs!

Beyond the finances, quilt shows provide a venue for quilters to share their art with each other and the community. A successful quilt show requires many volunteers working together to share their love of the art of quilting.

Live Auction

Linda Underwood will be back as our Auctioneer! The auction will be held the afternoon of Saturday, July 12. We have a great space in the new facility at St. Mark's United Methodist. Start thinking about

your donation for the auction to benefit Lincoln Quilters Guild.
Vicky Skuodas, Auction Chair

"My Heart is Home" Raffle Quilt

Our raffle quilt is a winner! Yes, the quilt was exhibited at the Lancaster County Fair and won "Reserve Champion and First place, group quilt category" and \$11 in prize money! The quilt will also be exhibited at the Nebraska State Fair. If you know of a place that the quilt can be exhibited and tickets sold, contact Pam to get it on the quilt's traveling schedule.

Call Pam Rowland to get your raffle tickets, \$10 per book of 10, or pick them up at the next LQG meeting! We all need to support the guild by purchasing one or more books of tickets.

Santa Socks

Many thanks to all of you who have been bringing donations this past year for the Santa Socks program. Your support of this important outreach program is greatly appreciated! We only have a few months until we will once again be taking the socks, sacks and items to local family agencies. In the coming months we are suggesting the following items:

We still need Christmas Stockings and Sacks. If you would like to make some and need Christmas fabric, please let me know.

SEPTEMBER: School and art supplies, coloring books and crayons, reading books, and new toys for children of all ages.

OCTOBER: Personal items for children, women and men of all ages; wash cloths; small packages of kleenex; deodorant; shaving cream and razors; baby wipes; shampoo and conditioner; hair spray; tooth paste, tooth brushes, tooth brush holders; combs; hand sanitizer; new nail polish and remover.

NOVEMBER: We hope many of you will make a stocking or sack for judging and bring it in November. Don't forget to bring dollars for voting on your favorites, and also Christmas ornaments and traditional stocking stuffer items.

Any other items appropriate for donating to people in need.

LQG members have brought a lot of joy to Lincoln families over the years. I'm sure this holiday season will be another success!

Joyce Pope, Chair

and Santa Sock Committee Members



SCRAPPY SPOOL FRIENDSHIP BLOCKS

(You won't see the spools until later!)

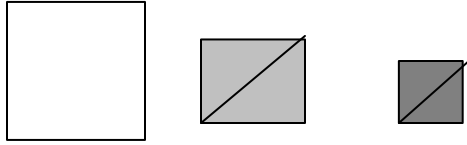
For each block:

Cut one---6 ½ inch square of white, off-white or cream fabric

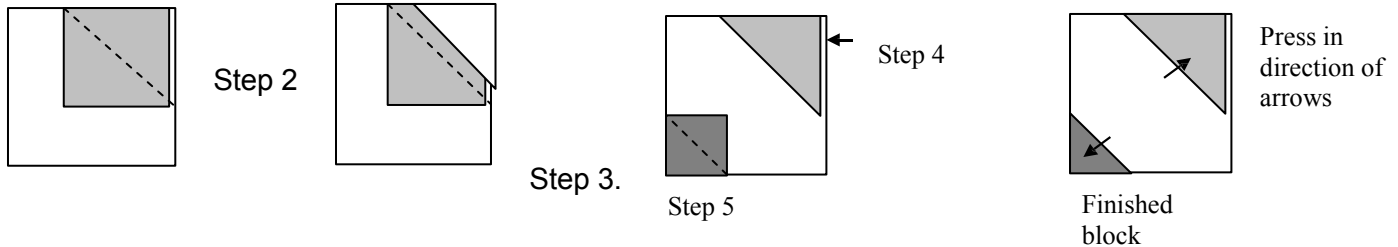
Cut one---5 inch square of scrap fabric (anything but white, off-white or cream)

Cut one---3 ½ inch square of scrap fabric. Follow the directions above. This scrap should **not** be the same fabric as the 5 inch scrap.

1. Draw diagonal lines on the 5 inch and 3 ½ inch square scraps. These will be the stitching lines.



2. Place the 5 inch square scrap, on top of the 6 ½ inch background square, right sides together matching one corner. Stitch on the drawn line.



3. Trim the scrap corner ¼ inch away from the stitching, leaving the background 6 ½ square whole. This will help give stability to the block.

4. Press the remaining scrap toward the outer corner of the block.


5. Place the 3 ½ inch square scrap, right sides together, on top of the opposite corner of the background square. Stitch along the drawn diagonal line. Trim as in step 3 and press as in step 4.

Directions for assembling the blocks into spools will be given later. Blocks will be collected in October and November. The drawing for the blocks will be in November at the LQG meeting.

If you have questions, contact Gloria Smith at 402-489-0062 or Pam Wakeman at 402-826-2944 (in Crete) or e-mail Pam at cv44355@windstream.net.

Quilt Exhibit


Members of the Lincoln Quilters Guild are invited to the Sixth Annual Exhibit, "A Harmonics Exhibit: Celebrating 6," August 13-October 10 at the Bernina Sewing Studio, 1501 Pine Lake Rd., Suite 12. The exhibit is free and open to the public during store hours.



Harmonics is made up of Zita Schneider, Marty Eischeid, Margrethe Ahlschwede, Los Puckett Wilson, Judy Bucklin Lane, and Elizabeth Sterns.

Another bright idea!

Use rubber fingers from an office supply store to give your fingers a grip to maneuver the quilt when machine quilting. They also help grip a needle when hand sewing through layers.



The tips and bright ideas found throughout this issue of Plain Print are courtesy of the committee who presented "You Quilt with WHAT?" at National Quilting Day 2013. Additional tips from their presentation can be found on the Lincoln Quilters Guild website - www.lincolnquiltersguild.org. (Look on bottom right corner of the Home page)



Lincoln Quilters Guild
P.O. Box 6861
Lincoln, NE 68506

2012-2013 LQG Officers

President – *Sandy Anderson*
Vice President – *Vicky Skuodas*
Secretary – *Barb Caron*
Treasurer – *Christina Chapman*
President-elect – *Linda Daiker*
Vice President-elect – *Sara Kenny*
Mary Sedlak
Treasurer-elect – *Marsha Conley*
Advisor – *Joyce Pope*

Thank you to our advertisers who help
to support this newsletter publication.
Let your talents/business be known
here!

MIDDLE SISTER QUILTING

by BARB FREY

Stitch-regulated Gammill longarm
Quick turnaround--reasonably priced
10+ years experience
Contact me for more info:

402-466-9392

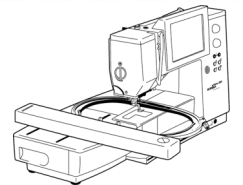


frey.barb@yahoo.com

PAID ADVERTISEMENT

BERNINA⁺
Sewing Studio

- Bernina Sewing and Embroidery Machines and Sergers
- BSR – Bernina Stitch Regulator
- Horn Sewing Cabinets
- Machine Repair



BERNINA⁺
Nothing Sews Like a Bernina. Nothing.

1501 Pine Lake, #12 • Lincoln, NE 68512
402-423-3108

Check our website for our latest class offerings: www.berninabuzz.com

PAID ADVERTISEMENT