



Volume 40, Number 5

April 2013

April 8, 2013

Deb Karasik www.debkarasik.com

Presentation: Trunk Show

Deb started her real quilting passion in November of 2000, when she got a call from one of her daughters, advising Deb she was pregnant with triplets (the daughter...not Deb!) . She picked up the quilting bug with a passion and joined her local quilt guild (the San Francisco Quilters Guild).

It was at the SFQG that she met Janet Mednick, who would later help her write a book for the American Quilters Society, called 'QuiltMavens Perfect Paper Piecing'.

She has since written 'Quilts With Attitude', also published by AQS, and is currently working on her next book.

Now based in Durham, North Carolina, Deb is quilting, teaching and writing professionally, and her travels take her worldwide to share her passion for contemporary quilting, meeting new people, and sharing her knowledge with quilters everywhere.

Class: Tuesday, April 9, 2013

Deb Karasik www.debkarasik.com

S.F. Sensibilities

Fee: \$50 plus pattern

S. F. Sensibilities was designed to take advantage of a scrumptious Hoffman fat quarter pack (tutti fruiti).

I loved the rainbow effect and wanted to highlight that in the quilt. Approximately 50" x 50"

The pattern is printed exclusively on Perfect! Paper Piecing Paper



Supply List Link:

<http://www.debkarasik.com/userfiles/file/SF%20Sensibilities%20Fabric%20Requirements.pdf>

April 9, 2013 Class Registration

Offering: Deb Karasik teaching S.F. Sensibilities

Deb's website: www.debkarasik.com

Date/Time/Cost: Tuesday, April 9, 2013

9:00-4:00 pm

\$50 per person plus \$15 kit and pattern fee

Location: College View Seventh-day Adventist Church, 49th & Prescott Ave.

Come in door number 2 on the south ground level

Your name: _____

Your address: _____

Your phone #: Daytime _____ Night _____

Email: _____

Send check payable to LQG. (If you don't have email, include a business sized self-addressed envelope)

Vicky Skuodas, 431 E 11th St * Crete, NE 68333 * (402) 826-5008 * gs20937@windstream.net

When you send your registration and check, please make check out for the amount of the class only.

Please note: The **April Free Binding Class** has been filled. If you are registered in the class, you can find the supply list at the end of Deb's workshop page on her website or :

<http://www.debkarasik.com/userfiles/file/Binding%20Class%20Supply%20List.pdf>

If you have questions, contact Vicky Skuodas

**OFFICIAL PUBLICATION
OF THE
LINCOLN QUILTERS GUILD
LINCOLN, NEBRASKA**

Published nine months of the year:
March, April, May, June, July, August,
September, October, and November.

Editor and Layout:

Lorelee Novak

Circulation: Carol Curtis

The deadline to submit articles and
ads for inclusion in the *Plain Print* is
the Wednesday following the Guild
meeting.

**May 2013
newsletter deadline:
April 10, 2013**

ADVERTISING

Business Ad Rates:

A 3½" x 2" sized ad is \$25 for the first
month and \$20 per month for
subsequent months.

A 3½" x 4" sized ad is \$40 for the first
month and \$35 per month for
subsequent months.

Ads must be camera-ready.

Classified Ad Rates:

Any individual may place a classified
quilt-related ad in the *"Quilters'
Exchange"* at a cost of \$10.00 for 30
words. Send exact text for ads.
Send articles and ads with payment
(payable to "Lincoln Quilters Guild")
to:

Lorelee Novak
2510 Jameson N
Lincoln, NE 68512
Email: rjljn@aol.com

**Lincoln Quilters Guild
Quilting since 1973**

Meeting the *second Monday*
of the month

2012 September—November

2013 March—November

**Gathering at 6:30 p.m.
Program & Meeting
at 7:00 p.m.**

College View Seventh-Day
Adventist Church
4015 S 49th Street
Lincoln, Nebraska

*On the Internet at
www.lincolnquiltersguild.org*



President's Message

Mother Nature must have been so excited about Melinda Bula coming to Nebraska for our March Guild meeting and class that she wanted to do something special and threw Melinda a snow storm. What a way to welcome a guest from California to Nebraska.

I am very anxious for Spring to come. I am hoping that at our April meeting we will be greeted with Spring flowers and warm breezes. When Spring comes I am fascinated by all the different shades of green that I see in nature. Naturally then I want to buy green fabrics and make a green spring quilt or wall piece.

I hope you enjoyed the experience at the International Quilt Study Center and Museum on National Quilting Day. Congratulations to the committee for all your dedication and hard work. Well done!

I wish everyone a calm March and a great Spring. See you in April — without a shower on Guild night—Please.

Sandy Anderson

Small Groups

Anyone is welcome to attend these groups.



Day Groups

Piecemakers

The Piecemakers small group meets at Bernina Sewing Studio at 1501 Pine Lake Road, Suite 12. We meet on the fourth Thursday of each month except November and December. For more information: *Willa Smith* 402- 420-2422. Please leave a message and I will return your call. Or email me: rswd660@inebraska.com

Ladies of the Lodge

The Grand Lodge at the Preserve
80th & Pioneers Blvd. • 1:00pm, 3rd WEDNESDAY of the month. Enter North door and take the elevator to the 4th floor lounge. For more information, call Nancy Simmons 423-4947.

Cuddle Quilt Workshops

College View Seventh Day Adventist Church Resource Room
4108 Prescott Ave. • 9 am-2 pm • 1st Friday of the month. Vicky Skuodas, co-chair person. Join us in planning our Cuddle Quilts and also to pick up kits to work on during the month.

Quilts of Valor

Meets the 1st Sunday of the month from 12:30-4:00 pm

at **Hancock's Fabrics**
6800 P Street.

Contact Sara Kenny at sarakenny@yahoo.com or Julia Schroder at jschroeder@inetnebr.com if you have questions.

Evening Groups

The Northeast Lincoln Sew-and-Sews

Meets the 3rd Monday from 6:00-8:00 pm at the Anderson Branch Library, 3635 Touzalin Ave. For more information, contact Kim Shelley at 467-4266.

New Group!

Looking for women to help me start a contemporary fiber art group. If you enjoy the magazines *Quilting Arts* or *Cloth Paper Scissors* this is the group for you! Fun new techniques to try. Please call or E-Mail : Vicky Bedell. 402-477-1063.

Vickykayb@hotmail.com

Class: Tuesday May 14, 2013

Lois Wilson and Diane Deahl

Fee: \$30

What's In Your Design Box?

Here are some of the questions you may have in your box:

I have an idea for a quilt but I can't find a pattern. Where do I start?

Where do I find inspiration for color combinations, design, pattern, embellishments.....?

How do you add little extras to a quilt like piping along the border, or bias stripe binding?

Bring these questions and others to this workshop. We will show you what answers we keep in our boxes of quilting tips, tricks and techniques to jump start the quilt design process and to add individuality to our quilts.

May 14, 2013 Class Registration

Offering: *Lois Wilson and Diane Deahl* teaching

Date/Time/Cost: **Tuesday, May 14, 2013**

9:00-4:00 pm

\$30 per person

Location: College View Seventh-day Adventist Church, 49th & Prescott Ave.
Come in door number 2 on the south ground level

Your name: _____

Your address: _____

Your phone #: Daytime _____ Night _____

Email: _____

Send check payable to LQG. *(If you don't have email, include a business sized self-addressed envelope)*

Vicky Skuodas, 431 E 11th St * Crete, NE 68333 * (402) 826-5008 * gs20937@windstream.net

When you send your registration and check, please make check out for the amount of the class only.

National Quilting Day 2013

Our 667 guests and volunteers enjoyed a fun day of celebrating National Quilting Day and the fifth Anniversary of the International Quilt Study Center & Museum!

Thanks to our great team of volunteers, the sponsorship of the Lincoln Quilters Guild and Nebraska State Quilt Guild and our commercial sponsors Handi Quilter and the Bernina Sewing Studio of Lincoln.

We had a great flow of traffic, wonderful weather and were inspired by all the quilts! Lots of photos are posted on the Lincoln Quilters Guild and Nebraska State Quilt Guild Facebook pages.

If you have comments or suggestions about our celebration of National Quilting Day for next year, please forward them to me, Sheila Green sheilagreen@windstream.net

My best advice is to attend in the afternoon as the crowds are less and the identical Lectures are all repeated.

The displays and demonstrations go on all day!

Mark your calendars for Saturday, March 15, 2014!

Sheila Green, Chair

Quilts for Community

Let's build a house quilt for Habitat for Humanity!
Lincoln Quilters Guild provides wallhangings for each new Habitat for Humanity homeowner at the home's dedication.

Join us on Saturday, April 13, 10am to 3pm at the International Quilt Study Center & Museum. We will work together to make the wallhangings, so some will need to bring sewing machines and others will cut or press. Contact Sheila Green for details if you're interested in helping on this fun and rewarding community outreach project.

A Reminder About Our Meeting Room

Our agreement with the College View Seventh Day Adventist Church to use the room we meet in is that the only beverage allowed is water in a container with a lid. Please do not bring in sodas or other beverages, *only water in a container with a lid.*
Thank you!

Sandy Anderson, President

Minutes of the Lincoln Quilters Guild - March 11, 2013

College View Seventh-Day Adventist Church - Lincoln, Nebraska

President Sandy Anderson called the meeting to order at 7 PM with a welcome. She asked that no pictures be taken during the speaker's PowerPoint presentation; however, pictures may be taken when clothing and other items are shown.

Vice-president Vicky Skuodas introduced speaker Melinda Bula of Sacramento who presented "Discovering the Artist Within Through Quilts and Wearable Arts."

The business meeting was convened. There being no additions or corrections, the Minutes of the November 2012 meeting were approved as printed in *Plain Print*, and the Treasurer's report was remanded for audit.

Old Business: None

New Business: None

Vice President Vicky Skoudas announced that space still remains in Melinda's class; the fee is \$45. The April 8 speaker is Deb Karasik of North Carolina. One of her quilts appeared on the cover of the current *Quilters Newsletter*. There is space in Deb Karasik's April 9 class, which features foundation piecing. Deb's free binding class is full, but Vicky is keeping a waiting list. Vicky remarked that LQG classes are offered for a modest fee and are a benefit of membership. However, classes are not filling. The May program is a Trunk Show by Elaine Martin. Lois Wilson and Diane Diehl will present the May workshop, focusing on design and including the opportunity to get advise on works in progress. The June program will be held at the International Quilt Study Center & Museum. In addition to an ice cream social, members will hear presentations by past LQG scholarship recipients Jonathan Gregory (speaking on Ernest Haight) and Barbara Turner (talking about International Indigo Dyeing.) Email Vicky if you have questions about upcoming programs or classes.

Announcements. President-elect Linda Daiker made the following announcements.

Wednesday, March 13 is the deadline for the April issue of *Plain Print*.

Thank you notes were received from the following: Friends of the Hillestad Textile Gallery for LQG-provided

funding that paid the cost of bussing school children to the gallery for educational opportunities; a family of a child (with a broken leg) who received a cuddle quilt; Fresh Start for holiday donations to homeless women; and St. Elizabeth Foundation for cuddle quilts that are given to patients throughout the hospital, from neo-natal and nursery to hospice and surgery.

Condolences were extended to Leslie Reed on the passing of her mother, Cotton Gaskin on the passing of her husband, and Wanda Hein on the passing of her father-in-law.

One visitor was recognized and invited to return.

On behalf of IQSCM liaison Wanda Hein, Linda announced that the museum has started a book club. All books have a quilt-related theme. Upcoming dates are March 24, May 26, and June 24 at 1:15 PM. Small quilt groups were invited to sign up for "Open Sew" at the museum, an activity that provides visitors with an opportunity to see and talk with quiltmakers, who are provided with a space and free admission for the day. Call the IQSCM for more information on these activities. On the First Friday in May, Clinton Elementary School Students (K-6) will have glass works on display at the museum.

Joan Schwalm's Mariner's Compass quilt, which was featured in *Nebraska Quilts & Quiltmakers*, will be on display at the Landings from March 18-29.

Vicky Bedell wishes to start a new contemporary fiber art group. For more information see the announcement on p. 2 of *Plain Print*.

Barbara Turner's show on International Indigo Textiles opens at the Hillestad Gallery on March 11 and closes with a reception on April 4.

Information about the "More Sew for You" Retreat, May 10-11, with workshops on May 11-12, can be found at the Bulletin Board table.

Other.

Due to the weather, the Friendship block drawing was postponed until the April meeting.

Joyce Pope and Barbara Brown conducted the Mini-Raffle, with proceeds of \$80.50 going to the Cuddle Quilt service project. Joyce Pope was the winner of a Heart to Heart kit with an "In a Pear Tree"

pattern. Barbara Brown won a wall hanging made by Kris Viera, and Judy Lutgren won two quilt books. Winners also received a pin cushion.

Sue McKee spoke about the upcoming non-guild Mystery Bus Trip to Iowa Quilt Shops, April 12-13. For more information and a registration form, see the classified advertisement on page 9 of the *Plain Print*. Sue also showed a picture of the Nebraska City Guild's raffle quilt; she has tickets for sale.

Sheila Green invited everyone to National Quilting Day 2013 at the IQSCM on Saturday, March 16. Green flyers provide more information; they can be picked up at the IQSCM table and distributed throughout the community. There are still opportunities to volunteer. Sheila also recognized NQD committee members. The Friends of the IQSCM are bringing Ricky Timms to Lincoln for a fund raiser at the IQSCM on June 7. March 2013 is the 40th anniversary of the founding of the Lincoln Quilters Guild.

Meeting adjourned to Show and Tell at 9:00 PM.


Minutes submitted by Barbara Caron,
LQG Secretary

April Holders and Folders

Anita Dover
Diane Glantz
Leila Kahl

April Greeters

Sandy Gruntorde
Anita Dover





An Evening with Ricky Tims! "A Quilter & His Music"

FRIENDS of the International Quilt Study Center & Museum invite you to An Evening with Ricky Tims to benefit the museum. Ricky Tims is a musician, composer and contemporary quiltmaker. Ricky will present a piano concert paired with images of his quilts on Friday, June 7, 8:00 pm. Tickets are just \$40 each. To purchase a ticket, mail your check (made out to FRIENDS of the IQSCM) to Sheila Green, 7950 Cooper Ave., Lincoln, NE. 68506 or purchase from a FRIENDS' Board member. The museum will be open for First Friday at 4:30 pm, so come early to enjoy the exhibitions before the concert. This is the opening night of a must see exhibit, "The Engineer Who Could: Ernst Haight's Half Century of Quiltmaking."

Ricky has successfully blended two diverse passions into one very unique and interesting career. His skills as a pianist, composer and producer have been evident by the thousands who have heard his music. He began designing and making quilts in 1991, and was recently named as one of the Thirty Most Distinguished Quilters in the World. He is co-founder of The Quilt Show with Alex Anderson and Ricky Tims, an online TV show for quilters. He is known in the world of quilting as a best-selling author, enthusiastic and encouraging teacher, an award-winning quilter, fabric designer, and a talented and spellbinding speaker. His innovative and entertaining presentations, feature live music and humor combined with scholarly insights and wisdom. His quilts have been displayed worldwide and are highly regarded as excellent examples of contemporary quilts with traditional appeal. Quilting is a relatively new interest compared to Ricky's lifelong passion for music. He began formal music lessons at the age of three. He is a pianist, conductor, composer, arranger, music producer, and performing artist. His blend of music and quilting is unique and remarkable. Don't miss this opportunity to join us!

LQG Treasurer Report - February 2013

Beginning Cash Balance 1/31/13 \$ 41,062.41

RECEIPTS

Checking Interest	\$	0.61
CD interest	\$	3.29
Membership	\$	725.00
TOTAL RECEIPTS	\$	728.90

DISBURSEMENTS

1. Operations Expenses

Administration	\$	20.25
Insurance and Bonding	\$	30.42

3. Community Service

Cuddle Quilts	\$	99.32
---------------	----	-------

TOTAL DISBURSEMENTS \$ **149.99**

NET CASH IN/ (OUT) \$ **578.91**

Ending Cash Balance 2/28/13 \$ **41,641.32**

Current Checking Balance \$ 16,493.97

Checks pending -

Current CD Value (next maturation date 11/4/2013) \$ 25,147.35

Total Cash 2/28/13 \$ **41,641.32**

Plain Print by Email

To help defray the cost of postage, we have a Yahoo Group named *LincolnQuiltersGuild* on the internet. We're trying to make it easier for *Plain Print* and other important messages to be sent out to LQG members.

Each person who signed up to receive Plain Print by email will receive an email from *Plain-Print@LincolnQuiltersGuild.org*

It will have a link to click on that takes you straight to the LQG web site Newsletter page. You select the newsletter you want to print. Click on the link. It loads on Adobe Reader. You can read or print it.

IF YOU DID NOT RECEIVE YOUR PLAIN PRINT VIA THIS EMAIL METHOD, PLEASE EMAIL KATE LAUCOMER at katequilt@gmail.com AND LET HER KNOW.

BLUE AND GREEN WONKY POUND SIGN FRIENDSHIP BLOCKS

These blocks are done in the following possible color combinations: blue/blue, blue/green, green/blue, green/green. (There should be **contrast** with any of the combinations.)

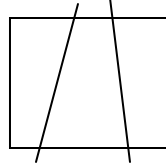
All seams are ¼ inch.

For each block:

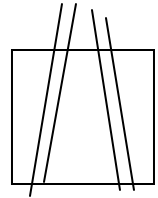
1. Cut one square of background fabric (blue or green) 12 ½ inches square.
2. Cut four 1 ½ inch by 18 inch strips (blue or green).
3. Cut two off-centered, angled (wonky) vertical lines through the 12 ½ inch square about 1/3 of the way from each side at **any angle you want**.

4. Sew a strip, leaving about 1 inch of the strip above the edge of each vertical slash.

(3)

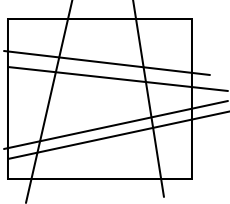


(4)



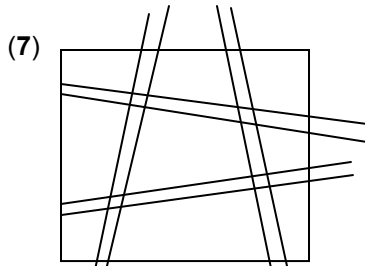
5. Press the seams towards the strip of fabric.

6. Turn the block and make two more angled (wonky) cuts horizontally, as you did for the vertical cuts. (6)




7. Sew two more strips as before, but line up the previous vertical rows.

8. Press as before.



Do NOT trim the blocks. The winner will trim the blocks to the size desired!

Winners of the blocks will be drawn at the **May** Guild Meeting. For ?'s: Gloria at 402-489-0062 or call Pam at 402-826-2944 (in Crete) or e-mail Pam at cv44355@windstream.net



International Quilt Study Center & Museum

Quilters Showcase

Quilters are invited to display their quilts at the International Quilt Study Center & Museum. Quilts will be hung on the grand staircase in Quilt House's Reception Hall for all visitors to enjoy. Showcases may last between three days and three weeks. Guilds, small quilting groups or individuals are invited to hold a showcase. If you are interested in holding a showcase, please call 402-472-6549 or visit www.quiltstudy.org

Calling all Small Groups!

Guild members and their friends are invited to participate in Quilts for Community. In Quilts for Community, we provide your group members with a space to meet and work, free museum admission for the day and signage to explain your group's purpose. In exchange, IQSCM visitors will have the benefit of observing quilting and quilting activities first hand and up close. Individuals or small groups are also invited to participate in Open Sew, which is held the final Saturday of every month. If you are interested in learning more about this opportunity please call 402-472-6549.


Up Coming Events:

April 5: First Friday, 4:30-6 p.m., IQSCM. Join us for free admission as part of Lincoln's monthly Artwalk.

April 23: Tuesday Talk, 12 p.m., International Quilt Study Center & Museum, 1523 N. 33rd St., Bring your sack lunches and learn more about our international collection from Curator of Exhibitions Marin Hanson. Free with admission. Visit www.quiltstudy.org for more information.

April 26: Public Lecture, 5:30 p.m., International Quilt Study Center & Museum, 1523 N. 33rd St., Linda Eaton of the Winterthur Museum, will present "Domesticating Quilts: Furnishings, Formalism and Folk Art" sponsored by the Byron and Sara Rhodes Dillow Excellence Fund. Free with admission. Visit www.quiltstudy.org for more information.

April 28: Gallery Tour, 2 p.m., International Quilt Study Center & Museum, 1523 N. 33rd St., Join quiltmaker Don Beld as he discusses his quilts displayed in "Post 9/11 Memorial Quilts" and "Civil War U.S. Sanitary Commission Quilt Reproductions." Free with admission. Visit www.quiltstudy.org for more information.



Quilts of Valor commemorates 10 years of serving wounded warriors and combat veterans

2013 marks the 10th anniversary of Quilts of Valor. Since its inception in 2003, the Quilts of Valor Foundation has awarded more than 83,000 Quilts of Valor to wounded warriors and combat veterans touched by war. All of the QOVs have been made by volunteers who wanted to thank the service members for their service and sacrifice. To commemorate its 10th anniversary, the Quilts of Valor Foundation is inviting volunteers to "make a block" for a QOV. The blocks are being collected by a quilt shop in Kansas and from there, they will be distributed to other volunteers who will create QOVs.

Directions for the blocks are included below. Thank you for your support of Quilts of Valor, and we invite you to make a block!

Regards

Sara and Julia

Quilts of Valor 10th Anniversary Block



Cutting and Assembly Directions

Cut (4) 2 ½" Blue Squares

Cut (2) 3" Blue Squares


Cut (2) 3" Red Squares

Cut (4) 2 ½" x 4 ½" White Rectangles



To assemble use ¼" seams throughout; start by drawing a diagonal line on the back of the red squares. Place the red and blue squares right sides together and stitch ¼" inch on either side of line. Cut on line. Press open. Do this to both squares. Square to 2 ½". Sew the red and blue HST to the 2 ½" square and press towards the blue. Sew this unit to a White Rectangle and press to the White.

After assembling four of these units as per picture assemble using block picture above. Your unfinished block will be 8 ½". Please do not square your block. It should not look like the picture above as the picture is generated and shows no seam allowances.



Guidelines for 10th Anniversary Block

1. All blocks must be Red, White/Cream and Blue. (You may use any color way.)
2. Sign each block with your first name and state.
3. Do not trim your blocks.
4. Unfinished blocks should be no smaller than 8 ½ "square
5. Blocks received by July 1 will be distributed at the National Leadership conference.
6. We would like all blocks distributed by our 10th Anniversary in November.
7. Send your finished blocks to:

Karen Demaree
Director, Quilts of Valor Foundation
PO Box 628, Platteville, WI 53818

The mission of the Quilts of Valor Foundation is to cover all combat service members and veterans touched by war with comforting and healing Quilts of Valor.

The Quilts of Valor Foundation is a non-profit organization established and operated in accordance with section 501(c)(3) of the Internal Revenue Code



Lincoln Quilters Guild
P.O. Box 6861
Lincoln, NE 68506

2012-2013 LQG Officers

President – *Sandy Anderson*
Vice President – *Vicky Skuodas*
Secretary – *Barb Caron*
Treasurer – *Christina Chapman*
President-elect – *Linda Daiker*
Vice President-elect – *Sara Kenny*
Mary Sedlak
Treasurer-elect – *Marsha Conley*
Advisor – *Joyce Pope*

MIDDLE SISTER QUILTING

by BARB FREY

Stitch-regulated Gammill longarm
Quick turnaround--reasonably priced
10+ years experience

Contact me for more info:

402-466-9392

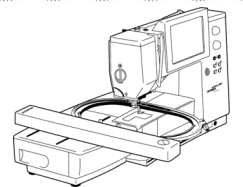


frey.barb@yahoo.com

PAID ADVERTISEMENT

BERNINA⁺
Sewing Studio

- Bernina Sewing and Embroidery Machines and Sergers
- BSR – Bernina Stitch Regulator
- Horn Sewing Cabinets
- Machine Repair



BERNINA⁺
Nothing Sews Like a Bernina. Nothing.

1501 Pine Lake, #12 • Lincoln, NE 68512
402-423-3108

Check our website for our latest class offerings: www.berninabuzz.com

PAID ADVERTISEMENT