


Plain Print

Volume 33, Number 5

January 2006

Inside this Issue

January Speaker Peg Pennell.....	1
Registration for January Class.....	1
President 's Message.....	2
Hearts and Hands Afternoon Workshop.....	2
Piecemakers.....	2
Evening Stars evening workshop.....	2
Next Newsletter Deadline.....	2 and 8
Message from Anita Ahrens.....	3
Cuddle Quilt Size Guild'.....	3
Scholarship Applicants Needed.....	3
New Vice-President Elect.....	3
Officer Directory.....	3
Quilt Show donation form.....	3
November 2005 Minutes.....	4
Treasurer 's Report.....	5
Patchwork Lives (news release) ..	5
Advertisements.....	5 and 8
Bloomin 'Quiltfest 2006 News.....	6
Five inch block exchange.....	6
Keep your email address current.....	6
Friendship Block.....	7
Quilting Hints or Tips.....	7



Lincoln Quilters Guild Quilting since 1973

Meeting the *second Monday*
of each month

**September through May
Gathering at 6:30 p.m.
Program & Meeting
at 7:00 p.m.**

College View Seventh-Day
Adventist Church
4015 South 49th Street
Lincoln, Nebraska

On the Internet at
www.lincolnquiltersguild.org

Peg Pennell - Guest Speaker

Monday, January 9, 2006 • 7:00 pm

Peg Pennell began quilting in 1974 when she saw a Double Wedding Ring quilt in Family Circle Magazine. It was designed to use up a home sewer's scrap fabrics from the garments she had made. Of course, as anyone who quilts knows, no one ever uses up all the scraps, and a new obsession had begun for Peg.

Peg lives in Omaha, Nebraska and enjoys many types of quilting, but specializes in machine techniques. Peg has won over 125 ribbons at the Nebraska State Fair including Best of Show. Her work has been published in several quilt magazines including a raffle quilt that she machine quilted that was on the cover of Quilters Newsletter magazine. Peg has had quilts shown at the American Quilters Society show in Paducah, Kentucky and the Primedia Gallery in Colorado. She offers a self - published line of original designs.



Sunday afternoon class, January 8, 2006 • 1-4 pm

This helpful class teaches you unusual piping and binding techniques to make your quilts more striking. In this class, different methods are discussed and reference samples are made. Finishing of irregular sized quilts will also be covered. This class is for the beginner to advanced quilter. Class fee \$25.00. Please fill out the class registration form below with your check payable to LQG and mail to Linda Gapp, Vice-President.

Sunday, January 8, 2006 Class Registration

Who/What: Peg Pennell teaching
"Piping and Binding - Superior Finishes"

Date/Time/Cost: **Sunday, January 8, 2006**
1:00 to 4:00 pm
\$25/per person

Location: Sheridan Lutheran Church 70th and Old Cheney • Room 113

Your Name: _____

Your Address: _____

Your Phone #: Day _____ Night _____

Email _____

Send check payable to LQG plus a business sized self addressed stamped envelope to
Linda Gapp • 7501 S 70th Street • Lincoln NE 68516 • 421-7502 • tgapp@neb.rr.com



OFFICIAL PUBLICATION
OF THE
LINCOLN QUILTERS GUILD
LINCOLN, NEBRASKA

Published nine months of the year:
Summer, September, October,
November, January, February, March,
April, and May.

Editor and Layout:

Lin Gowin-O'Brien

Circulation: Carol Curtis

The deadline to submit articles and
ads for inclusion in the *Plain Print* is
the Wednesday following the Guild
meeting.

Next newsletter deadline:

January 11

ADVERTISING

Business Ad Rates:

A 3 1/2 " x 2" sized ad is \$20 for the
first month and \$15 per month for
subsequent months.

A 3 1/2 " x 4" sized ad is \$35 for the
first month and \$30 per month for
subsequent months.

Ads must be camera-ready.

Classified Ad Rates:

Any individual may place a classified
quilt-related ad in the *"Quilters'
Exchange"* at a cost of \$5.00 for 30
words. Send exact text for ads.
Send articles and ads with payment
(payable to "Lincoln Quilters Guild")
to:

Lin Gowin-O'Brien
642 S. 28th Street
Lincoln, NE 68510
Telephone: (402) 477-6545
Email: Linobrien@netscape.net

President's Message

HAPPY NEW YEAR

Have you made any New Year resolutions? Every year one of my resolutions is to complete all those unfinished projects. I organize them, put them on my design wall, and promise I won't start anything new until I finish at least one. This year I'm resolving to let some projects stay unfinished. After all, not all UFOs deserve to be finished. Some no longer appeal for whatever reason. Some just aren't working and never will. But just because a project doesn't get finished doesn't mean it wasn't worth the effort. Some of my UFOs have taught me something important that will help me on future projects, like that I need to use more contrast, or how to do a new piecing technique. So, with not enough time to quilt and so many ideas, this year I will only put time into finishing projects that I am enjoying.

Linda Loker

LQG President 2005-2006



Becky Goldsmith

March Class

Appliqué Delights

Monday, March 13, 2006 • 9 am to 4 pm


Becky Goldsmith – Teacher

The beauty of this class is that you get to decide on the size block you want to make! The class will work on one of the blocks from the book *Appliqué Delights* by Piece O' Cake. You can learn the hand appliqué techniques necessary to complete your pattern while perfecting your invisible appliqué stitch, needle turn hand appliqué. This all day class is for all skill levels. Cost is \$35.00. Check out the website at www.pieceocake.com

Send check payable to LQG plus a business sized self addressed stamped envelope to

Linda Gapp • 7501 S 70th Street • Lincoln NE 68516 • 421-7502 • tgapp@neb.rr.com

REGISTRATION FORM WILL BE PRINTED IN THE FEBRUARY EDITION OF THE PLAIN PRINT



Hearts and Hands

Afternoon Workshop

Come join us at our Afternoon Workshop that meets monthly (except in December). Bring a project to work on or just come and visit. We have "Show and Tell", question time, work on Cuddle Quilts and more.

**Christ Lutheran Church
Fellowship Hall
4325 Sumner Street
1:30 pm**

4th Monday of the Month

For more information call: Judy Edwards
489-7395 or Arlene Lynn 466-5148.

Piecemakers

A newer small group
that meets monthly. All
levels of quilters are
welcomed.



Third Thursday of the month
at 1:00 in the afternoon

Rickrack Fabric Shop
14th and Pine Lake Road

Call *Willa Smith* for further information
at 420-2422. Please leave a message
and I will return your call. Or you can
email me at rswd660@inebraska.com

Evening Stars

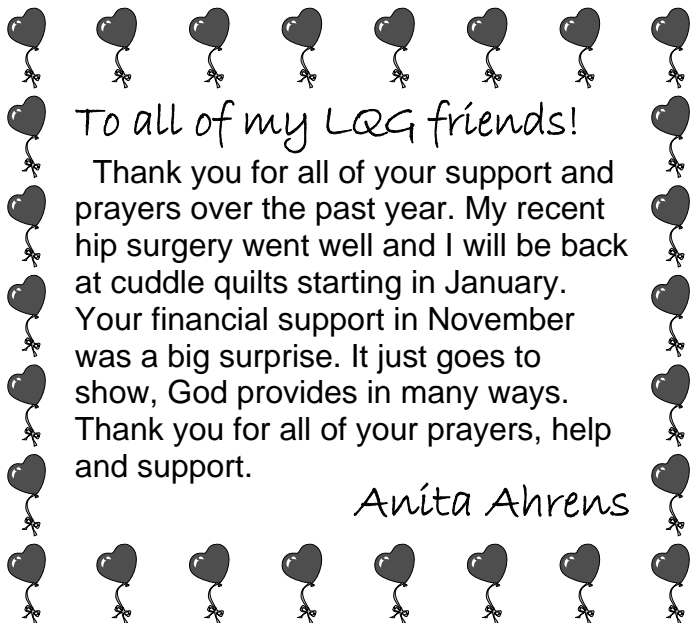
Evening Workshop —

Meets the 4th Monday of each month,
at 6:30 pm at the Gere Public Library
45th and Normal Blvd. Because of
library policy, no food is allowed.

During June, July and August this
group also meets on the 2nd Monday
at the same time and location.

For more information, contact Dana
Atteberry at 474-1150.





To all of my LQG friends!

Thank you for all of your support and prayers over the past year. My recent hip surgery went well and I will be back at cuddle quilts starting in January. Your financial support in November was a big surprise. It just goes to show, God provides in many ways. Thank you for all of your prayers, help and support.

Anita Ahrens

Cuddle Quilt Size Guide

Ever wanted to help with cuddle quilts but didn't know what size to make it? Thanks to Jean Baker who wrote these measurements out so we could have them in the [Plain Print Newsletter](#).

Listed below are the size of squares, the count of how many are used for both Cuddle and Twin size Quilts.

CUDDLE QUILT SIZE

Size of Square	Number of Rows	Number per Row	Total Number	Quilt Size
2.5"	22	26	572	44 x 52"
3"	18	22	396	45 x 54"
3.5"	15	18	270	45 x 54"
4"	12	15	180	42 x 52.5"
4.5"	11	13	143	44 x 52"
5"	10	12	120	45 x 54"
6"	8	10	80	44 x 55"

TWIN QUILT SIZE

6"	13	16	208	71.5 x 88"
----	----	----	-----	------------

(a twin size is normally 72 x 84" but this will vary by block size).

Scholarship Applicants Needed

The Lincoln Quilters' Guild is offering a **\$500.00 scholarship** to a worthy applicant. It is available for someone in the pursuit of research, preparing presentations for selected groups such as museums, schools, AQSG and individuals testing specific projects and techniques. You need not be a Guild member to apply.

Application forms, with specific information are available from:

Scholarship Committee
c/o Sandy Gruntorad
11111 Cromwell Drive
Lincoln, NE 68516

Completed applications must be post marked by March 1, 2006 to be considered for this year's award.

New Vice President-elect

Does this sounds very familiar? For the second time this year we must announce the resignation of our Vice President-Elect. Donna Jensen has resigned due to work commitments.

Becky Haynes has accepted the position. Rest assured that the 2006-2007 guild year will have great programs. Donna had already lined up Ami Simms and had contacted several other potential speakers. Becky is an experienced guild member and past president. She will have no problem picking up from where Donna left off. At the January meeting we will nominate, elect and welcome Becky to the position of Vice President-elect.

Thank you Becky, for being willing to serve the guild in this most important office.

2005 - 2006 LQG Officers

President	Linda Loker
President-Elect	Kate Laucomer
Vice-President	Linda Gapp
Vice-President Elect	Becky Haynes
Secretary	Lorelee Novak
Treasurer	Peggy Clements
Treasurer-Elect	Danielle Hecker
Adviser	Marilyn Rembolt

Bloomin' Quilts

Quilt Show Auction donation form

I am asking all LQG members to make a small quilt for the quilt show auction in June 2006. We have very talented quilters in our Guild. Our goal is to have over 100 small quilts to offer to the public. I want this auction to surpass all of the past years.

Please start your special small quilt donation today and include this Auction Donation Form with your quilt so that the Guild can acknowledge your participation.

Thanks! Vicky Skuodas (gs20937@alltel.net)

2006 Quilt Show Auction Chair

Name	_____				
Address	_____				
City, State,	_____				
Phone	_____				
Item Name	_____				
Size	_____ Item # _____				
MP	MA	MQ	HP	HA	HQ
Description	_____				
On computer	_____	In Catalog	_____	Sent Thank You	_____

Minutes of the Lincoln Quilters Guild - November 14, 2005

College View Seventh-Day Adventist Church - Lincoln, Nebraska

The November 14, 2005 meeting of the Lincoln Quilters Guild was called to order at 7:00 PM by President Linda Loker.

Linda Gapp introduced the speaker for the evening, Lori Smith. Ms. Smith is the creator of the "From my heart to your hands" quilting business. She presented a trunk show of approximately 100 pieces created from her pattern designs.

The business meeting followed.

Minutes of the October meeting were printed in the Plain Print. Kate Laucomer moved, Vicky Skuodas seconded that the minutes be accepted as printed. Motion carried.

The Treasurer's report was also printed in the Plain Print. Dani Hecker moved, Rosalind Carr seconded that the treasurer's report be accepted as printed. Motion carried.

Vice-President Linda Gapp announced that the January 8, 2006 class with Peg Pennell on piping and binding techniques is full. The next class will be March 13, 2006 with Becky Goldsmith and will be an all day applique class featuring needle turn applique. Registration forms can be downloaded from the web site.

The Plain Print was distributed by e-mail as well as hard copy this past month. The e-mail version seems to have been well received. The e-mail list did not make it all around the room at the last meeting so several clipboards will be circulated this evening. Please check that your e-mail address is correct and also indicate if you would like to receive the newsletter by e-mail. Contact Kate Laucomer if you have any questions or problems regarding the e-mail list or newsletter via e-mail.

Announcements – Kate Laucomer

If your e-mail address is correct on the lists that have been circulated and you did not receive the newsletter, check your e-mail settings to see if there is a block for certain types of mail and/or check your spam folder.

Refreshment committee this evening includes LaDonna Pankoke, chair, Dorothy Chapman, Marcia Koerner, Shirley Chaffin, Cheryl Peterson, Pam

Wakeman, Kay Goehring, Cheryl Goodenkauf, and Doris Gutzmer.

Doni Boyd is organizing a Nickel fabric swap. She has sign up sheets and directions for the swap at the side table. Contact Doni for further questions.

NSQG is still in need of a Chairman or Co-Chairs for Quilt Nebraska in Lincoln in 2009. Contact Jo Morton, current president of NSQG at jomorton@mac.com.

State Fair Chairperson is needed. Contact Linda Winter, NSQG. Her e-mail is wyndi32hneb@hotmail.com.

Christmas or winter themed quilts are needed for hanging at the Sutton Eye Clinic. Barb Kitsmiller is the Exhibit Coordinator, please contact her if you can help.

Reminder – there is no Guild meeting or fourth Monday workshops in December. However, Cuddle Quilts will meet on Friday, December 2nd.

There are some NSQG October 2005 newsletters available at the back table. There was a problem with collation of the newsletter and some people may have received incomplete newsletters so pick one up if you did not receive a complete newsletter.

New Business

Anita Ahrens, who has been the Chair of Cuddle Quilts has been ill for the past several months. A poster card is available for members to sign at the cuddle quilt table. Red Santa capped members will be at the doors at the end of the meeting for collection of funds from those wishing to contribute. The funds will be used to purchase Wal-Mart gift certificates for Anita and her family. Guild members might also want to remember Anita with Christmas wishes and notes of encouragement and cheer.

Although it is too early to make any plans, there has been talk of having Guild meetings at IQSC when the building is completed. One of the concerns however, is parking. A show of hands was requested for those members who drove to the meeting this evening.

The membership late fee will be

eliminated. However, if membership dues are not paid by July 1, the member will not appear in the membership book or receive the September newsletter. To simplify dues, there will be only two fees in the future. A full year membership will be \$25, new members who join January 1 or later, seniors and teens will pay \$15 membership dues. This will be discussed again closer to the spring membership registration.

Sandi McMillan of Albion was a winner of an award sponsored by LQG at the State Fair but was omitted from the list sent to the Guild by the Fair officials. A check and letter of congratulations will be sent to Sandi.

Old Business

Quilt Show report: (Sheila Green, Shirley Chaffin, Vicky Skuodas) There will be a meeting of show committee chairs on December 12th. Over \$1000 from raffle ticket sales has been deposited. Vicky Skuodas showed auction items that were donated this evening. Members are encouraged to be working on items for display in the show and auction items.

Santa Socks: (Diana Dreith, Kathy Joseph) 112 socks were donated, \$260.25 was raised from the voting. Winners in the favorite sock contest were 1st - Nancy Simmons, 2nd - Carol Rystrom, and 3rd - Martha Lane. Prizes of fat quarters and patterns donated by local shops were awarded to the winners.

Mini Raffle: (Elizabeth Sterns, Joyce Donlan) \$63 was collected this evening. Quilts made by Donna Jensen and Sue McKee were won by Dana Atteberry and Carol Curtis respectively. Books donated by Betsy Shipley and Dani Hecker were won by Sheryl Jonas and Alfrieda Meyer. January donations will be mini quilts from Marcia Koerner, Lin Gowin-O'Brien and Judy Lane and a book from Linda Thompson.

There being no other business, the meeting was adjourned to Show and Tell.

*Minutes submitted by
Lorelee Novak, LQG Secretary*

LQG Treasurer's Report for October 2005

Checking Account Balance 10/1/2005 \$14,438.25

INCOME

Biennial Fall Retreat *	6,041.51
Checking Interest	16.16
Membership	2,065.00
Mini Raffle Quilts	223.00
Misc Income	86.14
Newsletter Advertisements	247.50
Programs & Classes	1,559.75
Quilt Show 2006 income	<u>920.00</u>

TOTAL INCOME **\$11,159.06**

EXPENSE

Administration	45.58
Courtesy & Hospitality	55.01
Insurance & Bonding	280.00
Meeting Room Rent	450.00
Membership Book	573.52
Newsletter printing & postage	1,066.59
Resource room rent	600.00
Biennial Fall Retreat *	5,640.78
Library Books	63.36
Programs & Classes	2,069.60
Quilt Show 2006	342.96
Quilt Show 2008	243.86
Discover Nebraska	223.45
Fair awards	100.00
Bank Service Charge	4.20
AQSG membership fee	<u>100.00</u>

TOTAL EXPENSES **\$11,858.91**

OVERALL TOTAL FOR MONTH **-699.85**

Checking Account Balance 10/31/2005 \$13,738.40
Total CD's 10/31/2005 \$18,459.78

TOTAL ASSETS 10/31/2005 \$32,198.18

* Self Funding account, does not affect budget

Submitted by
Peggy Clements
2005 – 2006 Treasurer

Professional Machine Quilting

By Gloria J. Smith

402-489-0062

windgourbobbin@netzgro.com



PAID ADVERTISEMENT

PATCHWORK LIVES

a quilt exhibition

Submitted by

Carolyn Ducey, ISQC




The lasting legacy of frontier quiltmakers is celebrated in *Patchwork*

Lives, a quilt exhibition assembled from the collections of the International Quilt Study Center (IQSC) and the Nebraska State Historical Society (NSHS). In conjunction with the exhibition, Dr. Patricia Crews, director of the International Quilt Study Center at the University of Nebraska, will present a lecture titled *Nebraska Quilts & Quiltmakers* on February 16th at noon. The lecture, held at the Museum of Nebraska History, (15th & P Streets), in the Blackman Auditorium, is free and open to the public.

Patchwork Lives provides a unique vision of the women who established their lives on the Great Plains – raising families, giving moral and spiritual guidance, working to support the family in jobs both at home and in professional capacities and supporting political and social causes. The quilts of *Patchwork Lives* provide examples of how women established structure and celebrated beauty in the midst of enormous and overwhelming change.

The final rotation of quilts in *Patchwork Lives* includes an unusual silk quilt composed of state fair ribbons from Sikeston, Missouri in 1913 and 1914 – primarily from the Textile and Poultry divisions. Another featured quilt is an appliqué pattern called *The History of the Covered Wagon States*, made by Mildred Bradstreet Stevens, born and raised in Holt County, Nebraska. The patterns used to make the quilt were published in weekly installments in the Omaha World Herald in the 1930s. Also featured is a signature quilt from the Monowi Ladies Aid Society of Monowi, Nebraska, made in 1928. Two hundred and thirty-eight individuals paid 10 cents each to have their names embroidered on the quilt.



The Museum of Nebraska History, located at 15th and P Streets, (131 Centennial Mall North) is open 9:00 am-4:30 pm, Tuesday – Friday; 1:00 am-4:30 pm, Saturday and Sunday, and is closed Mondays and all state holidays except Arbor Day.

Lincoln Quiltfest 2006
June 9-11 • 9 am-5 pm
Bloomin' Quilts

Plans are well
under-way for the
Bloomin' June
Quiltfest!

- Thanks to Habitat for Humanity for including an article about the show in their fall newsletter, "The Blueprint."
- Our guild challenge will be a great way to showcase your unique quilting talents!
- Bring your auction donation to the next meeting!
- New members will have an opportunity to be a part of the action, by making Quiltfest nametags!
- Our "Bloomin' Beauty" raffle quilt continues to travel. Ticket sales are going very well!
- Only 5 more months to work on your quilts to display at the Bloomin' Quiltfest!

Nametag Workshop

New members will be receiving a special invitation to help make the nametags for Quiltfest. The workshop will be held at the Cosmic Cow on **Saturday, January 28, 2006 9-11 am.**


2006 LQG Challenge

Are you ready to make a small quilt with a BIG attitude? Join the "Artful Dwellings" Challenge! Beginning at the January meeting, you may purchase your \$1.00 starter packet. It includes the foundation and blueprint you'll need to construct your creative neighborhood addition. Stop by the Quiltfest table to sign up and view a sample. Brenda Carlson 489-9098

"Bloomin' Beauty"

Raffle Report

Raffle Quilt Mom, Shirley Chaffin reports, "Our Bloomin' Quilt Tickets Sold Club" grew from 54 to 72 members at our November meeting! What a wonderful response we are having. *(Maybe I should stand next to the cookie table more often.)* After Christmas I plan to start hitting the shops for their support. Thank you members for making my job easy!



Come One, Come All to the Nickel exchange!

Even if you didn't sign up – you're welcome to join in. If you did sign up and forgot – you don't have to avoid us! Each month we will swap what is turned in – we were only taking names at the meeting to get an idea of how many will be participating! Thanks.

Lincoln Quilters Guild NICKEL SWAP

- ONE YARD 100% cotton fabric – (28 pairs) Pre-washed
- Yes, you can use yardage from your stash – but be kind!
- We need Darks and Lights as well as Mediums
- Trim selvages off
- Cut 5 inch squares
- Stack fabric squares in twos – stagger each pair so easy to grab just two.
- Place all trades in large "zip-lock type" bag labeled with your name.
- BRING TO MEETING – Pick up your swap at the following meeting!

Submitted by Doni Boyd
NEquilter@hotmail.com

Please keep your email address current with Lincoln Quilters' Guild



Send Kate Laucomer your email address if you wish to receive email notices on events not listed in the Plain Print newsletter. Starting in NOVEMBER 2005, the Plain Print newsletter will be submitted to you through your email. A clip board will be passed around at the November meeting for you to sign up if you haven't already. Starting in FEBRUARY 2006, to save postage and printing cost, the Plain Print will only be mailed to those who don't have email or wish to receive a printed copy. You can email Kate your address at: KateQuilt@aol.com.

Contact Linda Loker – President <nequilter@neb.rr.com> if you have questions. Thanks!




January Friendship Garden Block

The 2005-06 Friendship blocks are all fusible appliqué on cut 6" square backgrounds. Designs are whimsical things found in a garden. You are given two designs each month, however, only one will be printed in the *Plain Print*. You can make either or both as many times as you wish.

Cut: 6" square for background. Trace pattern and fuse to background.

If you copy the patterns from the **Emailed Plain Print**, type "Ctrl P" (or on Macintosh computers type ⌘ P") which will bring up your PRINT MODE page. In the middle of that page is PAPER HANDLING, go to PAGE SCALING and select "NONE" in that box. This will allow you to print the pattern at 100%.



6 inches

Quilting Hints or Tips

Every had a problem that you haven't been able to resolve with quilting? Here are some hints that have been posted on the internet to help others. This is only a handful of ideas but if you wish to search for more, go to <http://quilt.yarnslave.com/Hints.html>

— Editor

I reuse my dryer sheets in making my quilts. I use them for the backing of my applique. I trace the heart onto the sheet, place it on the topside of ANY color fabric, sew 20 stitches per inch around the traced heart, carefully clip into the sheet and turn the heart rightside out and clean edges for applique. They also clean my iron and makes it smell good.

— Sunflower

To duplicate paper-piecing patterns, use dressmaker tracing paper (yellow works for me) made for tracing darts, a tracing wheel and a good ruler. With regular copy paper I was able to get four good copies each time.

— *iamblest*

I've found a great way to mark my quilting designs on my quilt tops. I use Crayola washable fine-tip markers. They work great and are completely washable. I experimented on a piece of fabric-left the marker on for weeks and even ironed over it. The marker still washed out! If you need to mark a quilting design onto dark fabric try Crayola washable Gel-FX markers. They are made for drawing on dark

paper and work fantastic-even on black fabric. They only come in wide-tip, but they're still worth it, and my fabric experiments worked with them too! There wasn't a mark left after washing. Just make sure that you are using the washable marker. Crayola makes markers that aren't washable too and those do not wash out.

— Candace

Do you know how difficult it is to mark black fabric against black fabric? To make it easier to see your seam allowance, just slip a piece of white paper under the seam allowance. The contrast will make it easy to see.

— MLP



Lincoln Quilters' Guild
P.O. Box 6861
Lincoln, NE 68506

PRSR STD
US POSTAGE
PAID
LINCOLN NE
PERMIT #1001



Next newsletter deadline
Wednesday, January 11, 2006

Scissor Sharpening

Shears Plus

Mike Marsh • Certified Sharpener
464-8339 / 560-1370

Scissors \$5.00
Pinking Shears \$6.00

PAID ADVERTISEMENT

RICKRACK FABRIC SHOP

Come in and enjoy fun and unique fabrics.
Novelties, brights, retro, 30's reproductions,
batiks, books and patterns. Fabric for everyone.
Hours: Mon.-Fri. 10-5:30 • Tues. till 8:30 • Sat. 10-4:30

1501 Pine Lk. Rd. #13 LINCOLN, NE 68512
402-423-7227

PAID ADVERTISEMENT

Come to a Quilter's Retreat

At Alice's Little Blue House
Near Brock, Nebraska

A Charming Rural Setting in Southeast Nebraska
Available weekends or midweek

\$100 per person

Two nights and five meals provided

Group rates available for eight or more

Bed and bath linens provided • Washer and dryer on site
Pressing and cutting equipment • Embroidery machine
Computer and Internet access • Patterns, notions and scraps
Three nearby quilt shops in Syracuse and Auburn

Contact:

Kindred Spirits Retreat

62734 734 Road

Brock, Nebraska

(402) 264-4055 or (402) 297-4085

PAID ADVERTISEMENT

(PAID CLASSIFIED AD)

Travelin' Threads offering longarm machine quilting.
Lynn DeShon, 19595 N. 14th Street, Ceresco, NE 68017
402-785-2382